




State of Libya
Ministry of Education
Curricula and Educational Research Centre

21st CENTURY

English for Libya

Primary 1 Pupil's Book



1440-1441 هـ

2019-2020 م - مفوضة لـ مركز المناهج التعليمية والبحوث التربوية - ليبيا

Garnet
EDUCATION



English for Libya

Primary 1 Pupil's Book



Garnet
EDUCATION

English for Libya Primary 1 Pupil's Book
State of Libya
Ministry of Education
Curricula and Educational Research Centre

Published by

Garnet Publishing Ltd.
8 Southern Court, South Street,
Reading RG1 4QS, UK

First edition, copyright © 2018 Garnet Publishing Ltd.

Reprinted 2019.

The right of the authors to be identified as authors of this work has been asserted by them in accordance with the Copyright, Designs and Patents Act 1988.

All rights reserved. No part of this publication may be reproduced, stored in a retrieval system, or transmitted in any form or by any means, electronic, mechanical, photocopying, recording, or otherwise, without the prior written permission of the C.E.R.C (Libya). Any person who does any unauthorized act in relation to this publication may be liable to criminal prosecution and civil claims for damages.

إشراف: لجنة من مركز المناهج التعليمية والبحوث التربوية

CONTENTS

Book Map	4
Unit 1 The Alphabet	7
Unit 2 My Family	17
Unit 3 My Body	29
Unit 4 My House	41
Unit 5 Things Around Us	53
Unit 6 My Classroom	65
Unit 7 My Toys	77
Unit 8 At The Zoo	89
Unit 9 Things I Know	101
Stories	114
Picture Dictionary	122
Writing Practice	127

Book Map

	UNIT 1 The Alphabet Page 7	UNIT 2 My Family Page 17	UNIT 3 My Body Page 29	UNIT 4 My House Page 41
The Alphabet and Phonics	• (a-z) a, b, c, d, e, f, g, h, i, j, k, l, m, n, o, p, q, r, s, t, u, v, w, x, y, z	• s, a, t, p, i, n	• c, k, e, h, r, m, d	• g, o, u, l, f, b
Theme vocabulary	• apple, ball, car, duck, elephant, flower, gate, hand, insect, jam, kite, lemon, monkey, nose, orange, plane, queen, rocket, sun, tomato, umbrella, violin, watch, x-ray, yo-yo, zebra	• sister, son, mum, dad, brother, grandma, grandpa • How many brothers do you have? Three. • He's my dad. • She's my mum.	• hand, hair, head, arm, body, leg, foot, ear, eye, mouth, nose, face	• carpet, blanket, garden, gate, roof, window, door, wall, bed, table, bin, chair, desk, sitting room, bedroom, kitchen
High-frequency words and phrases	• Good morning. • Good afternoon.	• Hello. Goodbye. • blue, red, green, yellow • What's your name? • I'm ... • How old are you? I'm ... • apple, ant, taxi, tomato, plane, pizza, ink, insect, net, nose, sit, pat, tin, pin	• What is it? It's a ... • What are they? They are ... • How many? • I wash my face. • I wash my hands. • I brush my teeth. • I brush my hair. • My nose. My eyes.	• orange, pink, black, white, brown, grey • We have a green ... • I have ... / I have a red ... • The cat is in the hat. • The cat is on the mat.

Icon Key



Ask and answer



Colour



Compare



Count



Do



Draw



Listen, look and say



Listen, point and say



Listen, tick and draw



Look and find





Look and say



Make

UNIT 5 Things Around Us Page 53	UNIT 6 My Classroom Page 65	UNIT 7 My Toys Page 77	UNIT 8 At The Zoo Page 89	UNIT 9 Things I Know ... Page 101
<ul style="list-style-type: none"> ai, j, oa, ie, ee, or 	<ul style="list-style-type: none"> z, w, ng, v, oo 	<ul style="list-style-type: none"> y, x, ch, sh, th 	<ul style="list-style-type: none"> qu, ou, oi, ue, er, ar 	<ul style="list-style-type: none"> letters of the alphabet
<ul style="list-style-type: none"> train, boat, plane, car, bus, house, cake, apple, fish, monkey, bag, ruler, ball, rocket, doll, kite 	<ul style="list-style-type: none"> open, draw, close, stand up, sit down, hands up, hands down, turn around, close your eyes, open them, book, bag, teacher, ruler, pencil case, rubber, pen, pencil 	<ul style="list-style-type: none"> toys, yo-yo, doll, bike, skates, bear, car, train, bus, kite, puzzle, balloon 	<ul style="list-style-type: none"> animals, penguin, goat, snake, camel 	<ul style="list-style-type: none"> review of vocabulary story rhyming words
<ul style="list-style-type: none"> Is it a ...? / Is it ...? Yes, it is. / No, it isn't. numbers colours How many ...? Three. How many boats? What colour is the ...? It's red. 	<ul style="list-style-type: none"> What's this? It's a pen. It's a pencil. 	<ul style="list-style-type: none"> thin, think, Thank you. How many ...? this, that, these, those the alphabet 	<ul style="list-style-type: none"> big, funny, little, long Where's the ...? It's in the ... It's on the ... in, on There's a monkey on the tree. 	<ul style="list-style-type: none"> I have a pen and a pencil. How many ...? What is it? What can you see? my room Hello. What's your name? How old are you? Goodbye.





Unit 1

The Alphabet

- Lesson 1** p.8 the letters of the alphabet
- Lesson 2** p.9 letters a – g, apple, ball, car, duck, elephant, flower, gate, Good morning. Good afternoon.
- Lesson 3** p.10 letters h – k, hand, insect, jam, kite
- Lesson 4** p.11 letters l – p, lemon, monkey, nose, orange, plane
- Lesson 5** p.12 letters q – v, queen, rocket, sun, tomato, umbrella, violin
- Lesson 6** p.13 letters w – z, watch, x-ray, yo-yo, zebra
- Lesson 7** p.14 the letters of the alphabet
- Lesson 8** p.15 the letters of the alphabet

Unit 1

The Alphabet

Lesson 1



Look and listen.



Aa



Bb



Cc



Dd



Ee



Ff



Gg



Hh




Ii



Jj



Kk



Ll



Mm



Nn



Oo



Pp



Qq



Rr



Ss



Tt



Uu



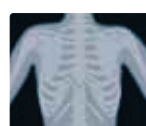
Vv



Ww



Xx



Yy



Zz





Listen and say.



Aa



Ee



Bb



Ff



Cc



Gg




Dd




Sing.



Listen and say.



Good morning.



Good afternoon.

Aa

Bb

Cc

Dd

Ee

Ff

Gg

Hh

Ii

Jj

Kk

Ll

Mm

Nn

Oo

Pp

Qq

Rr

Ss

Tt

Uu

Vv

Ww

Xx

Yy

Zz



Listen and say.



Hh



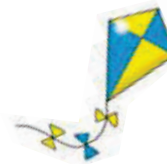
Jj



Ii



Kk



Sing.



Look and find.





Listen and say.

7

Ll



Oo



Mm



Pp



Nn



Sing.

8



Play a game.



Aa

Bb

Cc

Dd

Ee

Ff

Gg

Hh

Ii

Jj

Kk

Ll

Mm

Nn

Oo

Pp

Qq

Rr

Ss

Tt

Uu

Vv

Ww

Xx

Yy

Zz



Listen and say.



Qq



Tt



Rr



Uu



Ss



Vv



Sing.



Play a game.





Listen and say.

11

Ww



Yy



Xx



Zz



Sing.

12



Make a poster.



Aa

Bb

Cc

Dd

Ee

Ff

Gg

Hh

Ii

Jj

Kk

Ll

Mm

Nn

Oo

Pp

Qq

Rr

Ss

Tt

Uu

Vv

Ww

Xx

Yy

Zz



Listen, point and say.

13

A a

B b

C c

D d

E e

F f

G g

H h

I i

J j

K k

L l

M m

N n

O o

P p

Q q

R r

S s

T t

U u

V v

W w

X x

Y y

Z z



Sing.

14



Listen and do.

15



Listen and say.

16



Circle the odd one out.

c	e	c	c	c
p	p	p	b	p
g	g	g	g	d
u	o	o	o	o



Listen and circle.

17

a	b	c	d	e	f	g
h	i	j	k	l	m	n
o	p	q	r	s	t	
u	v	w	x	y	z	

Aa
Bb
Cc
Dd
Ee
Ff
Gg
Hh
Ii
Jj
Kk
Ll
Mm
Nn
Oo
Pp
Qq
Rr
Ss
Tt
Uu
Vv
Ww
Xx
Yy
Zz


Now I can ...

- say the alphabet.

- say some English words.

- make a picture.

- say “Good morning.” and “Good afternoon.”



Unit 2


My Family

- Lesson 1** p.18 s, sister, son, Hello. Goodbye.
- Lesson 2** p.19 a, apple, ant, Colours – blue, green, red, yellow
- Lesson 3** p.20 t, taxi, tomato, What's your name? I'm ...
- Lesson 4** p.21 p, plane, pizza, Numbers – 1, 2, 3, 4, 5
- Lesson 5** p.22 i, ink, insect, Numbers – 6, 7, 8, 9, 10
- Lesson 6** p.23 n, net, nose, How many brothers do you have? Three.
- Lesson 7** p.24 dad, mum, sister, brother, grandma, grandpa, He's my dad. She's my mum.
- Lesson 8** p.25 s, a, t, p, i, n
- Lesson 9** p.26 capital letters
- Lesson 10** p.27 sit, pat, tin, pin



Look, listen and say.

18




Ss



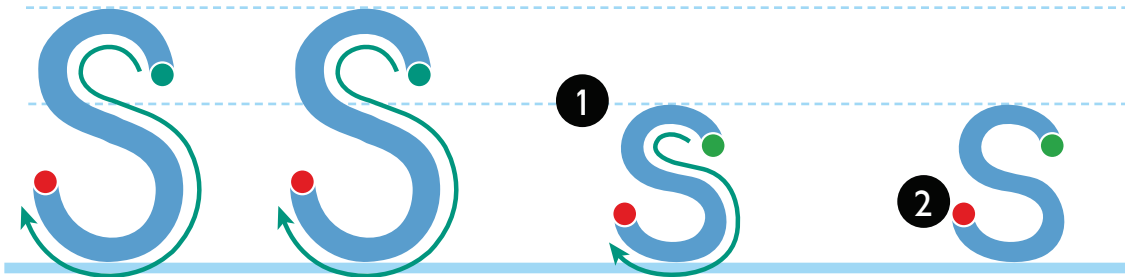
sister



son




Trace and say.



Listen and say.

19





Look, listen and say.

20



Aa



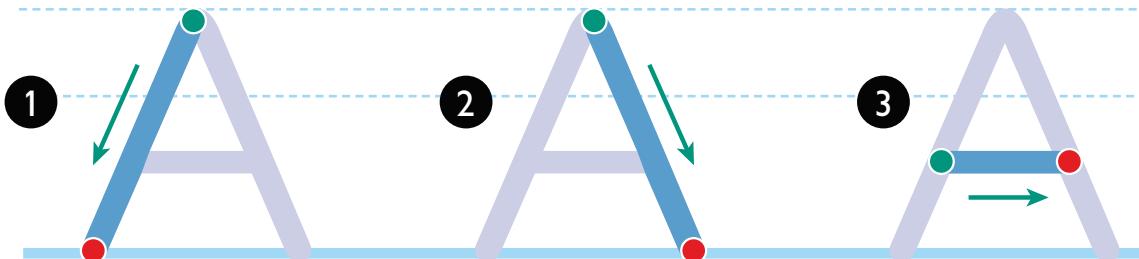
apple



ant




Trace and say.



Listen and say.

21



Aa

Bb

Cc

Dd

Ee

Ff

Gg

Hh

Ii

Jj

Kk

Ll

Mm

Nn

Oo

Pp

Qq

Rr

Ss

Tt

Uu

Vv

Ww

Xx


Yy

Zz

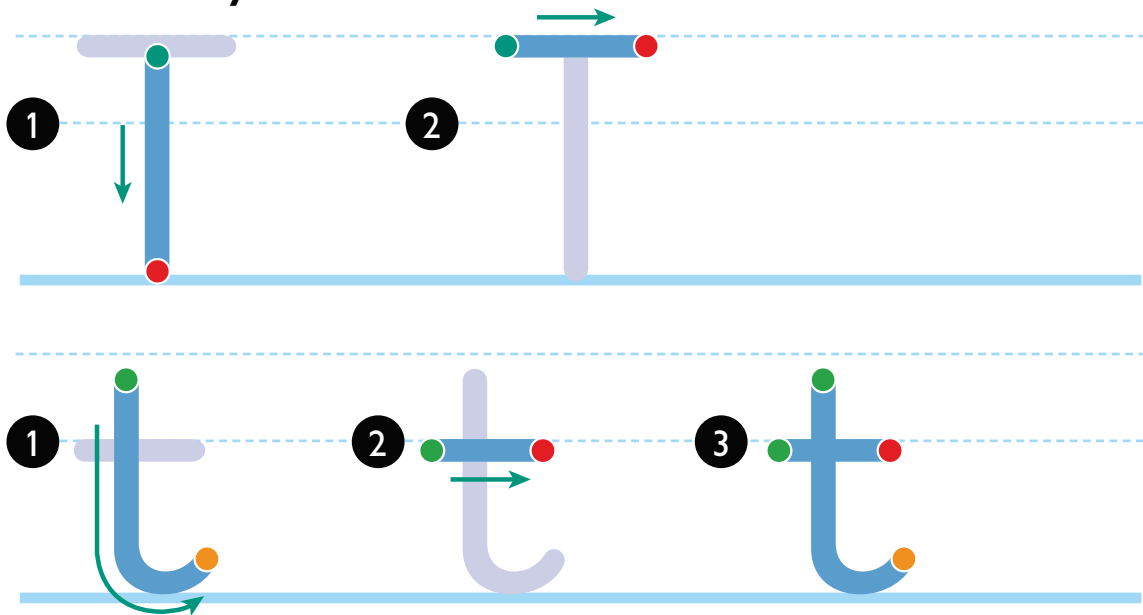


Look, listen and say.

22



Trace and say.



Listen and say.

23

What's your name?

I'm Nadia.

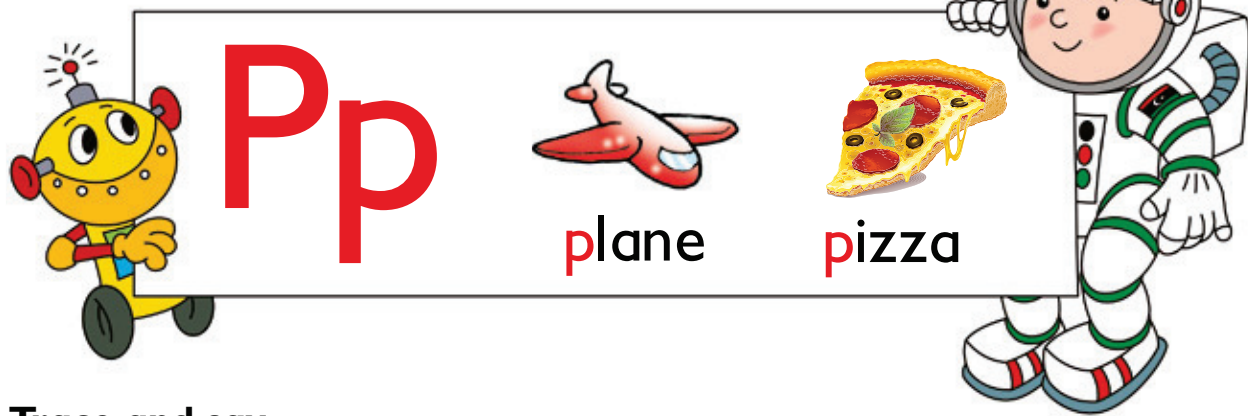
I'm Ahmed.



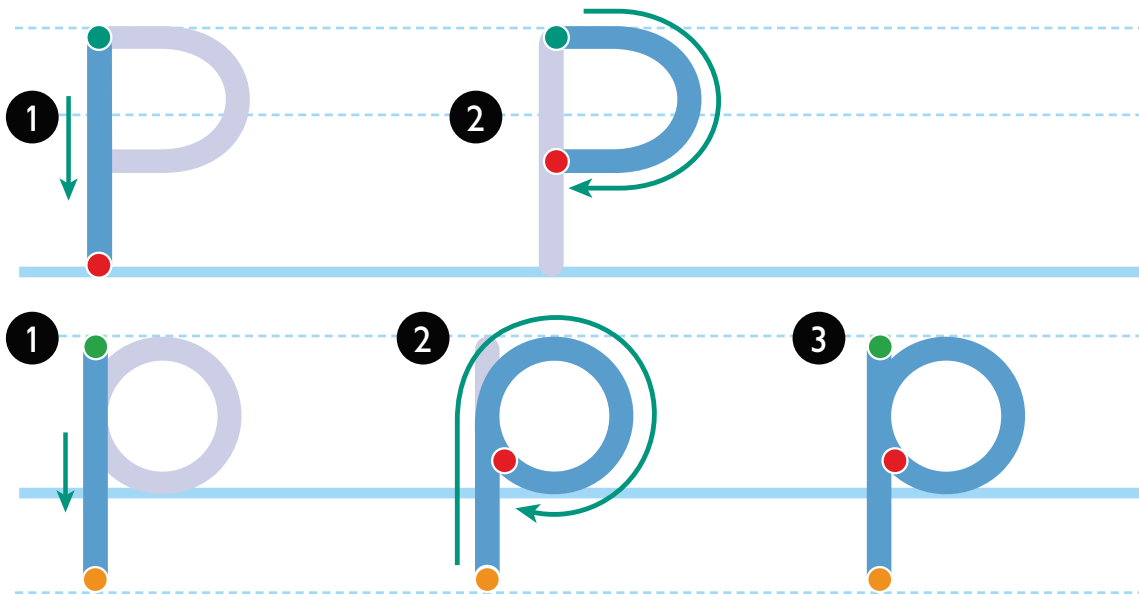


Look, listen and say.

24



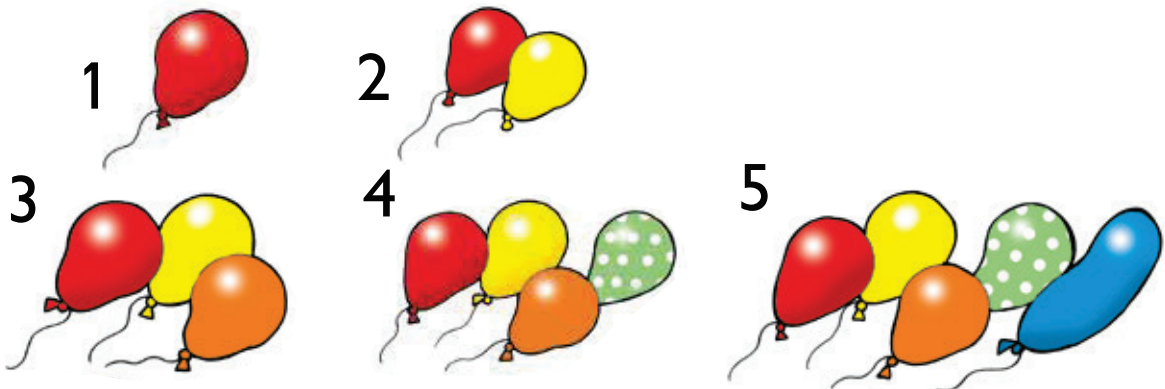
Trace and say.



Listen and say. Sing.

25

26



Sing.

27

Aa
Bb
Cc
Dd
Ee
Ff
Gg
Hh
Ii
Jj
Kk
Ll
Mm
Nn
Oo
Pp
Qq
Rr
Ss
Tt
Uu
Vv
Ww
Xx
Yy
Zz



Look, listen and say.

28




Ii



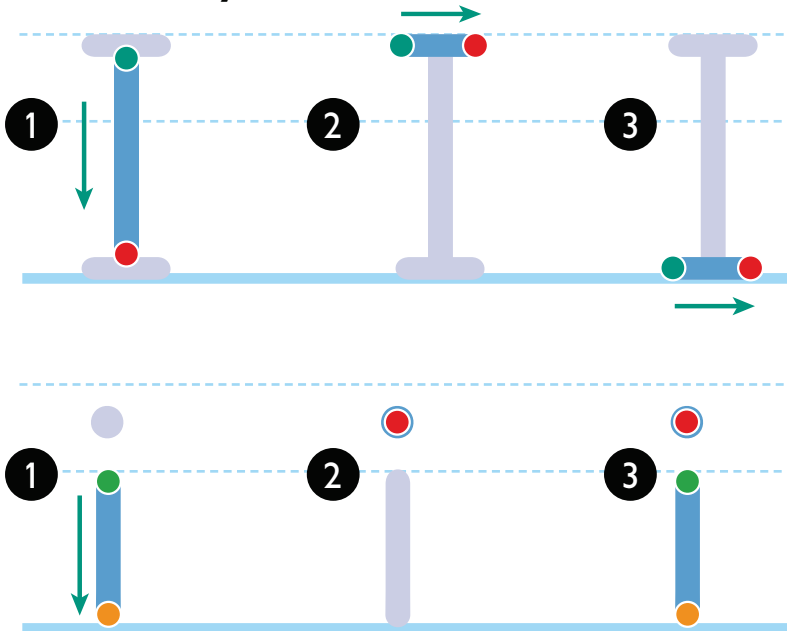
ink



insect






Trace and say.



Listen and say.

29

6 7 8 9 10



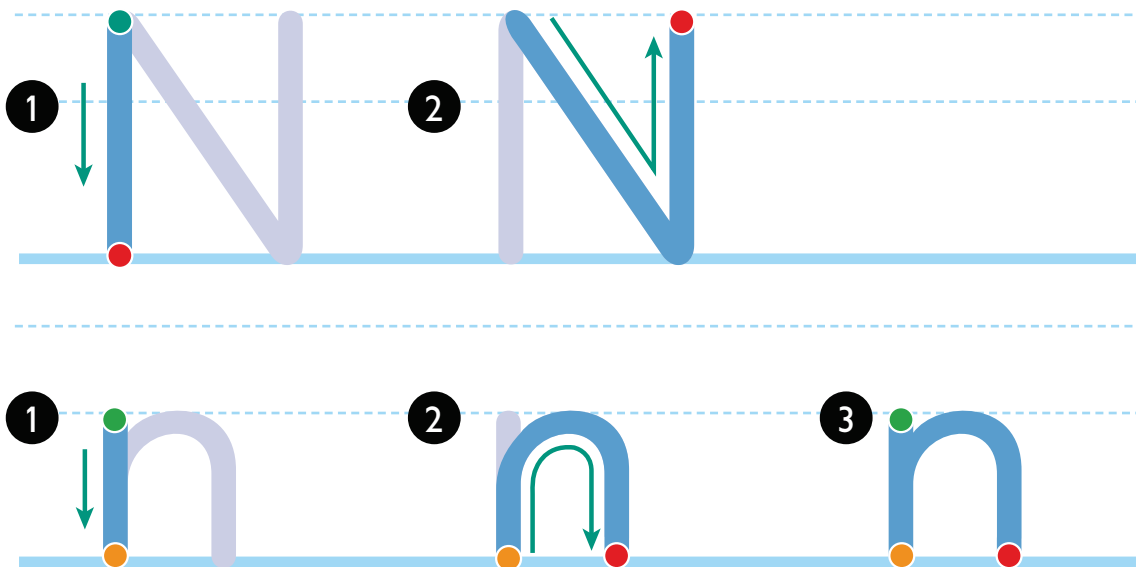


Look, listen and say.

30



Trace and say.



Listen and say.

31

How many
brothers do
you have?




Aa
Bb
Cc
Dd
Ee
Ff
Gg
Hh
Ii
Jj
Kk
Ll
Mm
Nn
Oo
Pp
Qq
Rr
Ss
Tt
Uu
Vv
Ww
Xx
Yy
Zz




Look, listen and say.

32



Sing.

33





Trace and match.

S

s

d

d

t

t

p

p

i

i

n

n



tomato



ink



sister



nose



plane



apple

Aa

Bb

Cc

Dd

Ee

Ff

Gg

Hh

Ii

Jj

Kk

Ll

Mm

Nn

Oo

Pp

Qq

Rr

Ss

Tt

Uu

Vv

Ww

Xx

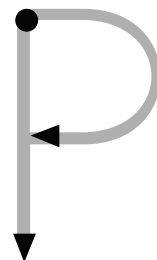



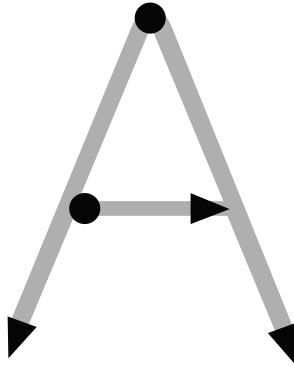
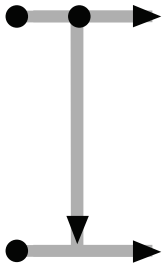
Yy

Zz

Trace and match.

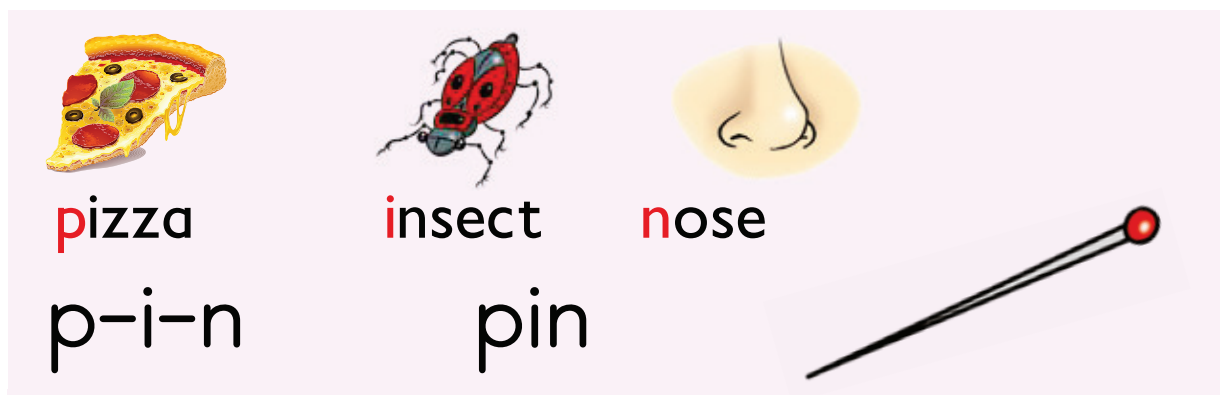
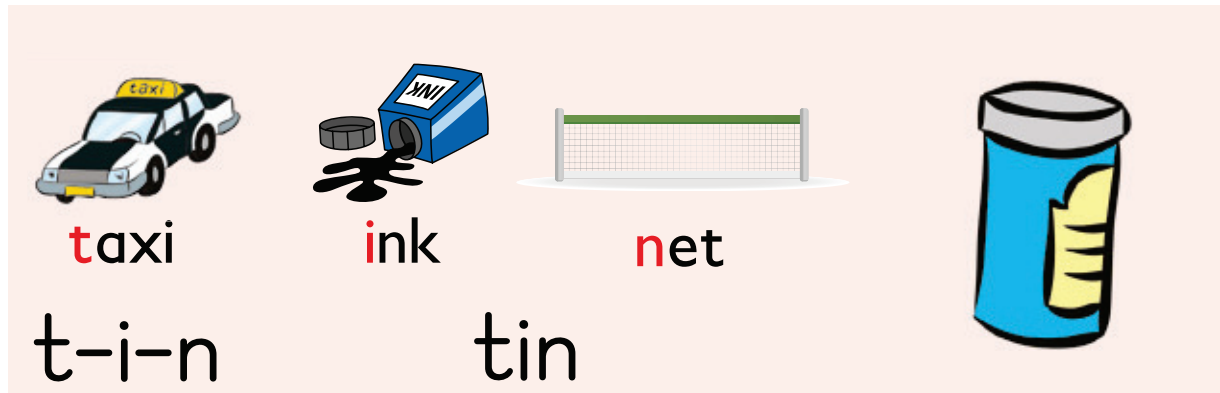

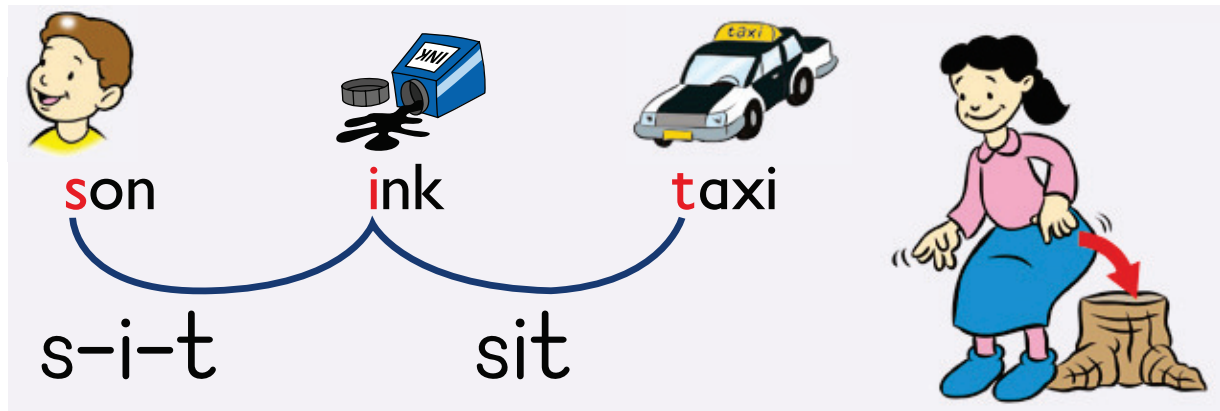


s a t n i p





Look and say.



Listen and say.

Aa

Bb

Cc

Dd

Ee

Ff

Gg

Hh

Ii

Jj

Kk

Ll

Mm

Nn

Oo

Pp

Qq

Rr

Ss

Tt

Uu

Vv

Ww

Xx

Yy

Zz

Now I can ...

- say greetings.

☐

- say colours.

☐

- ask and answer about names.

☐

- count to ten.

☐

- say family words.

☐

- make some words.

☐

Unit 3

My Body

Lesson 1 p.30 c, car, cat, k, key, kite

Lesson 2 p.31 e, egg, elbow, What is it? It's a ...
What are they? They are ...

Lesson 3 p.32 h, hand, hair, How many?

Lesson 4 p.33 r, red, rabbit, hand, hair, elbow, foot,
head, arm, body, leg

Lesson 5 p.34 m, mouth, moon, ear, eye, mouth,
nose, face

Lesson 6 p.35 d, dog, duck, My nose. My eyes.

Lesson 7 p.36 I wash my face/hands. I brush my
teeth/hair.

Lesson 8 p.37 c, e, h, d, k, m, r

Lesson 9 p.38 capital letters

Lesson 10 p.39 hit, ten, hen, make, cake, racket, packet



Look, listen and say.

35



Cc



car



cat


Kk



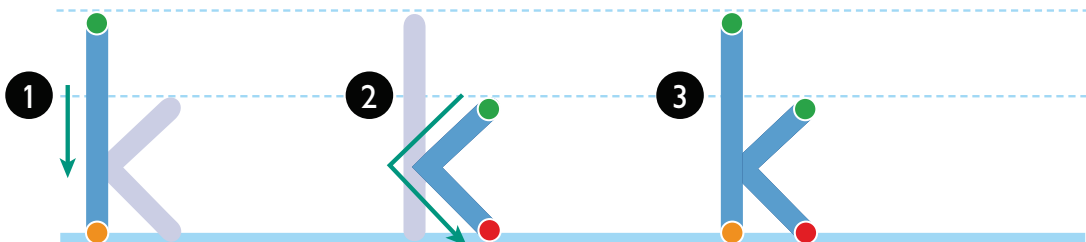
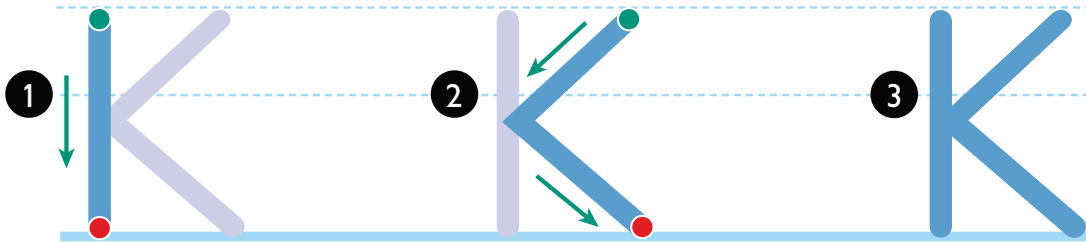
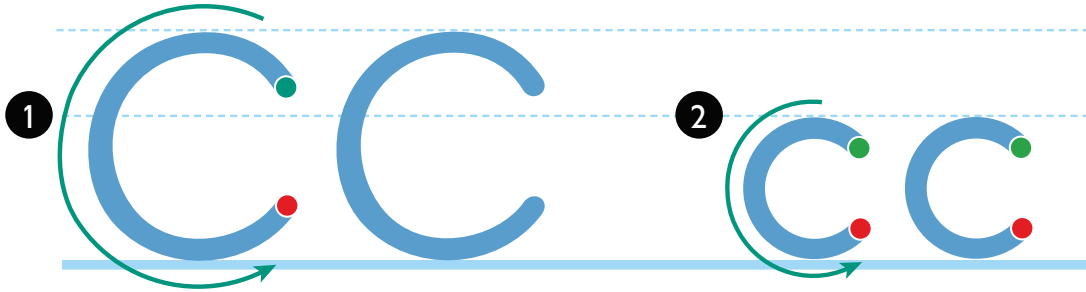
key



kite



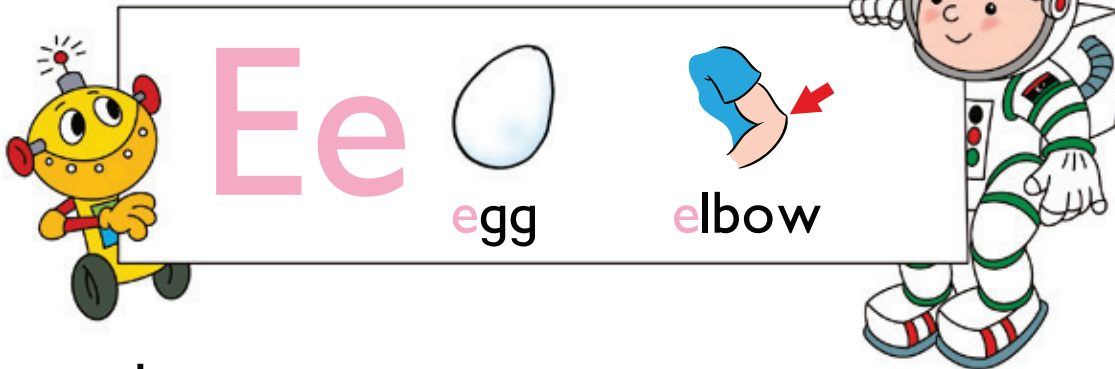
Trace and say.



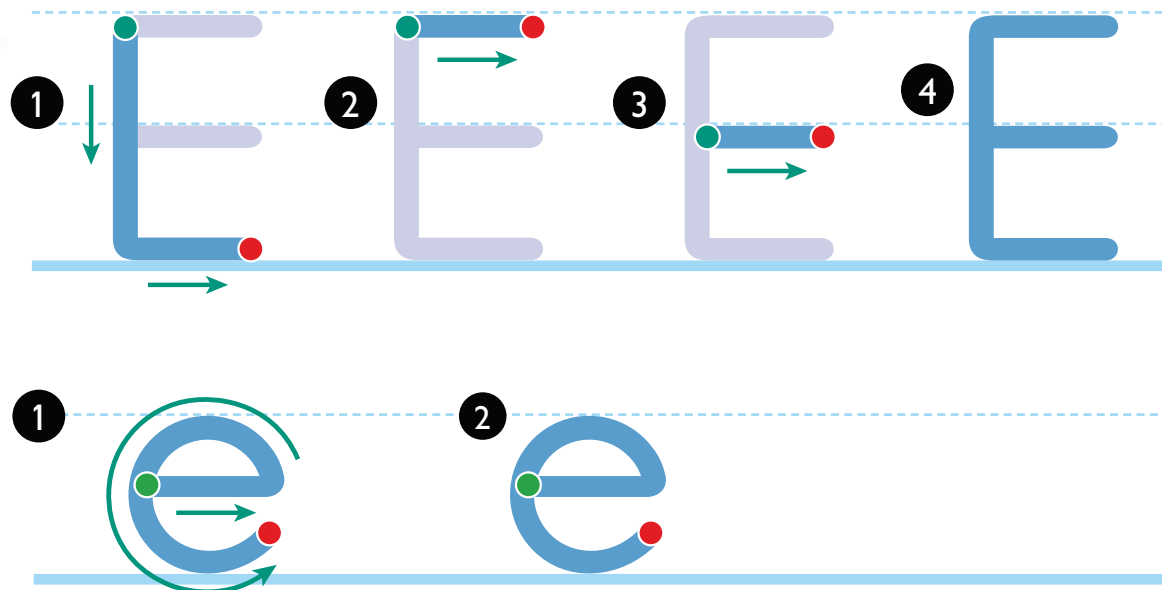


Look, listen and say.

36



Trace and say.




Look and say.

What is it?

It's a kite.


It's an egg.



What are they?

They are kites.

They are eggs.



Aa
Bb
Cc
Dd
Ee
Ff
Gg
Hh
Ii
Jj
Kk
Ll
Mm
Nn
Oo
Pp
Qq
Rr
Ss
Tt
Uu
Vv
Ww
Xx
Yy
Zz

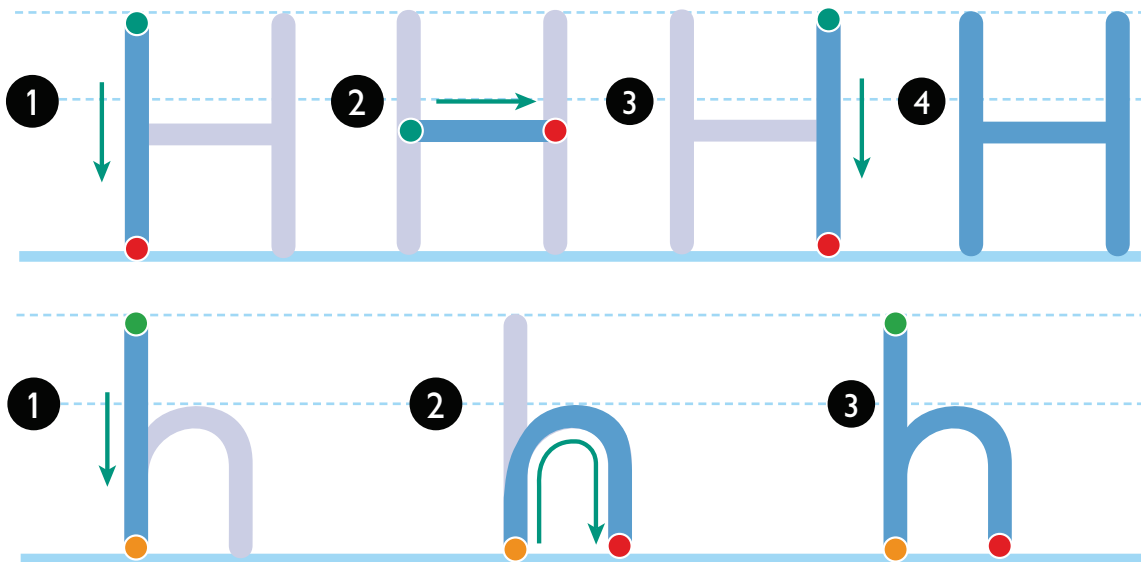


Look, listen and say.

37

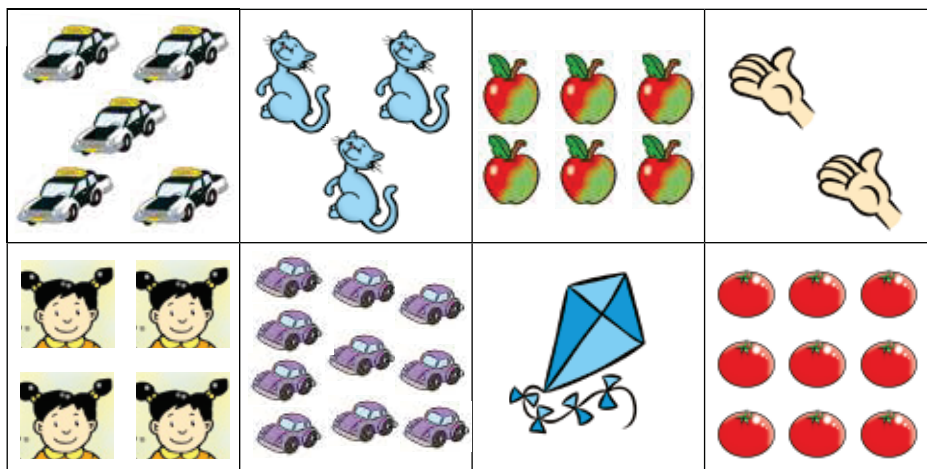


Trace and say.



Look, listen and say.

38



How many hands?

2



Look, listen and say.

39




Rr



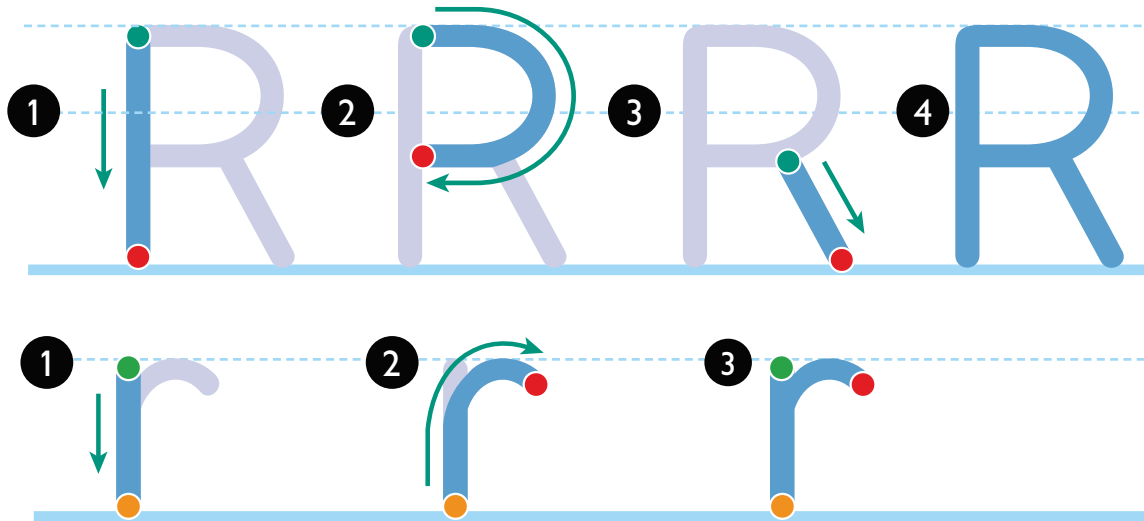
red



rabbit



Trace and say.



Look, point and say.



Aa

Bb

Cc

Dd

Ee

Ff

Gg

Hh

Ii

Jj

Kk

Ll

Mm

Nn

Oo

Pp

Qq

Rr

Ss

Tt

Uu

Vv

Ww

Xx

Yy

Zz

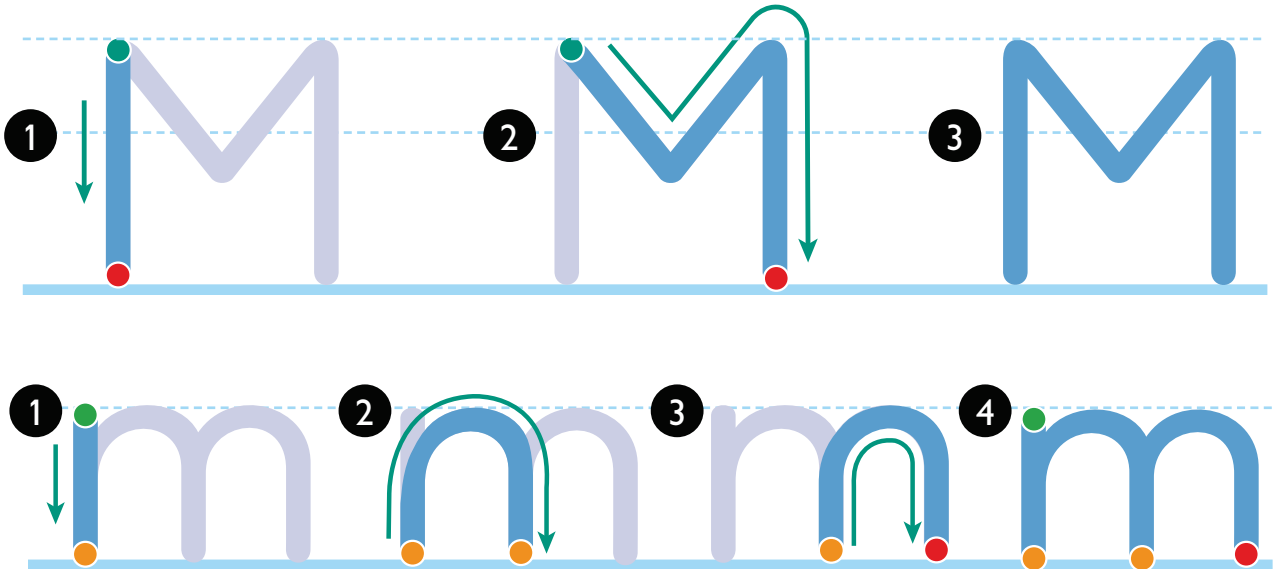


Look, listen and say.

40

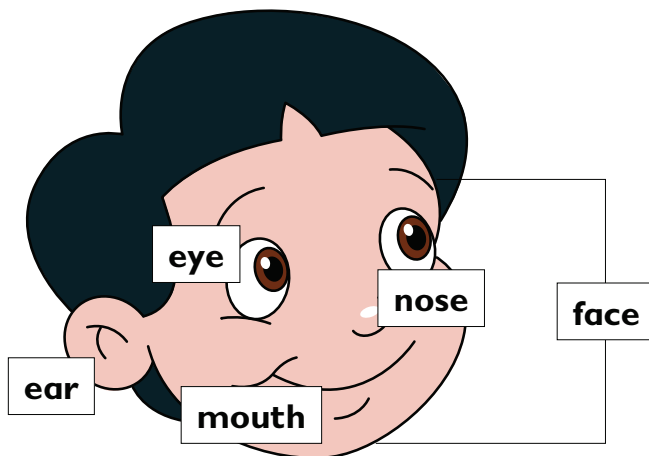


Trace and say.



Listen, point and say.

41



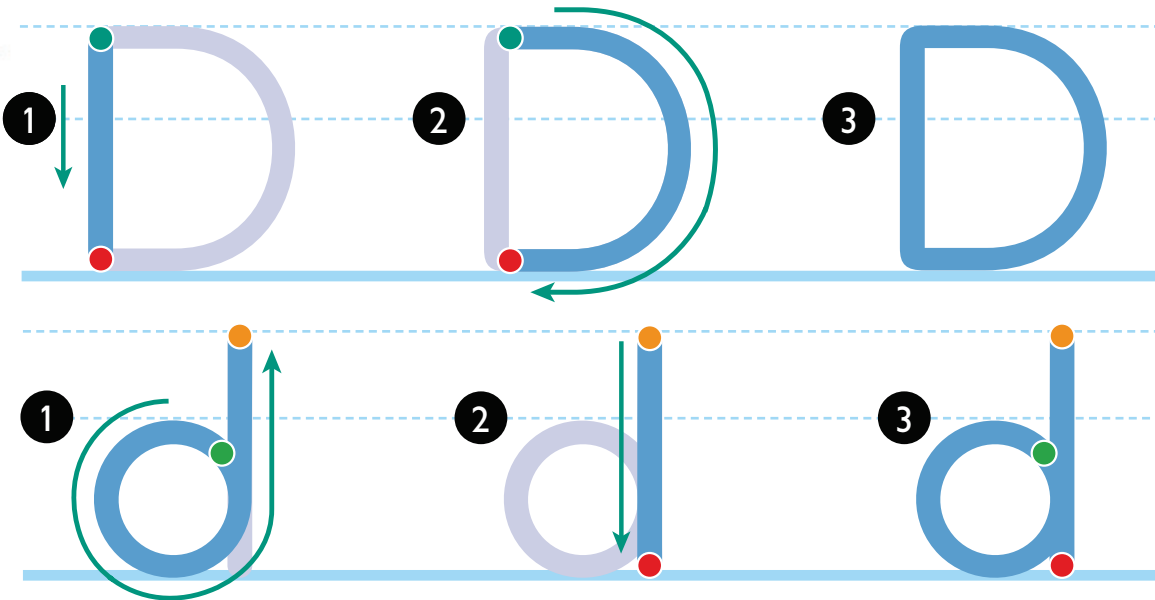


Look, listen and say.

42




Trace and say.



Look, point and say.

My nose.

My eyes.



Aa
Bb
Cc
Dd
Ee
Ff
Gg
Hh
Ii
Jj
Kk
Ll
Mm
Nn
Oo
Pp
Qq
Rr
Ss
Tt
Uu
Vv
Ww
Xx
Yy
Zz



Look and say.

Ahmed



I wash my face.

Nadia



I wash my hands.

Tim



I brush my teeth.

Sarah



I brush my hair.



Sing.

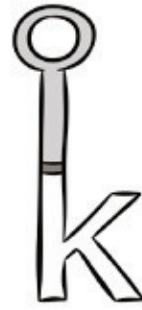


Find and say.

c




k



e

egg

m



h



r



d



Listen. Find and circle.



c

a c i n

r

i t r s

k

t i p k

m

n m a i

e

s a e t

d

p s d t

h

p n a h

Aa

Bb

Cc

Dd

Ee

Ff

Gg

Hh

Ii

Jj

Kk

Ll

Mm

Nn

Oo

Pp

Qq

Rr

Ss

Tt

Uu

Vv

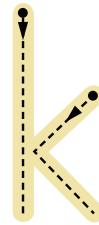
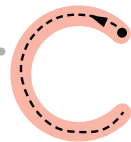
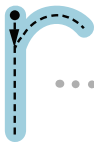
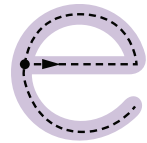

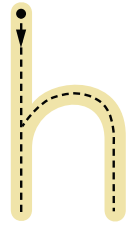
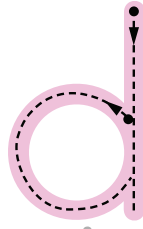
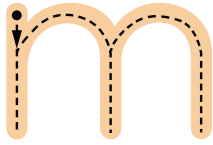
Ww

Xx



Yy

Zz

Match and trace.



Trace.





Look and say.

h-i-t hit hit

t-e-n ten ten



h-e-n hen hen



m-a-k-e make make

c-a-k-e cake cake

r-a-c-k-e-t racket racket

p-a-c-k-e-t packet packet



Listen and say.

45



Aa
Bb
Cc
Dd
Ee
Ff
Gg
Hh
Ii
Jj
Kk
Ll
Mm
Nn
Oo
Pp
Qq
Rr
Ss
Tt
Uu
Vv
Ww
Xx
Yy
Zz

Now I can ...

- ask and answer about things.
- ask and answer about how many.
- say body words.
- say face words.
- say bathroom words.
- make more words.

☐☐☐☐☐☐

Unit 4

My House

Lesson 1 p.42 g, gate, garden, Colours – orange, pink, black, white, brown, grey

Lesson 2 p.43 o, orange, olive, carpet, blanket, garden

Lesson 3 p.44 u, umbrella, under, We have a ...

Lesson 4 p.45 l, lemon, lion, I have a green ...

Lesson 5 p.46 f, flower, fish, roof, window, door, wall

Lesson 6 p.47 b, ball, bed, table, bin, chair, desk

Lesson 7 p.48 my house

Lesson 8 p.49 g, o, u, f, l, b, gate, orange, under, flower, lemon, bed, legs, milk, bags, nest, fan

Lesson 9 p.50 capital letters

Lesson 10 p.51 The cat is in the hat. The cat is on the mat.



Look, listen and say.

46




Gg



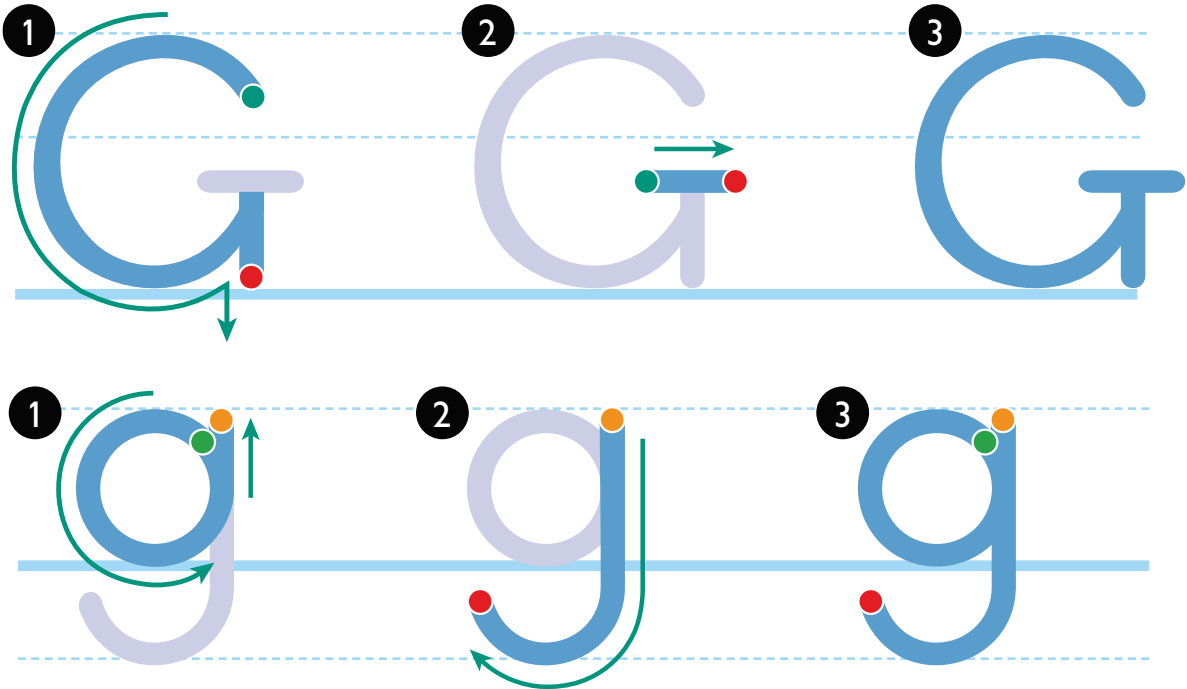
garden



gate




Trace and say.



Listen and say.

47

48




orange pink black white brown grey




Look, listen and say.


49



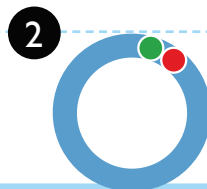
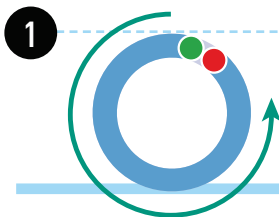

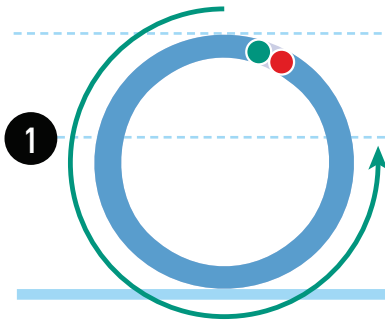
orange



olive

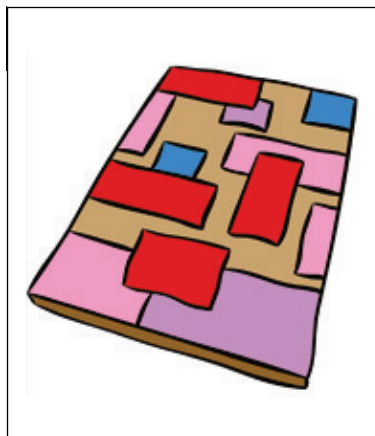


Trace and say.



Listen and say.


50



carpet



blanket




garden

Aa
Bb
Cc
Dd
Ee
Ff
Gg
Hh
Ii
Jj
Kk
Ll
Mm
Nn
Oo
Pp
Qq
Rr
Ss
Tt
Uu
Vv
Ww
Xx
Yy
Zz



Look, listen and say.

51

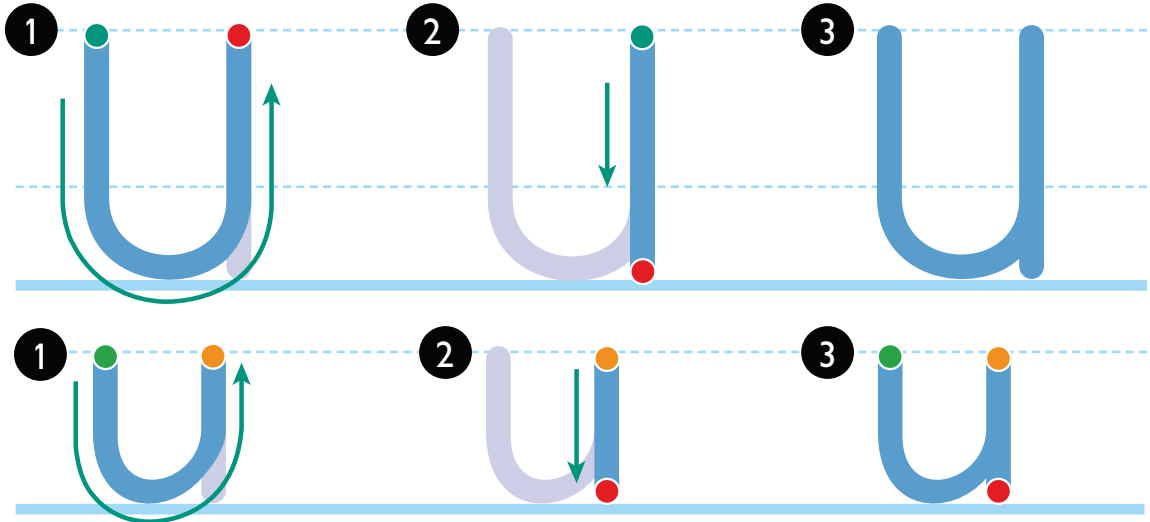


umbrella

under

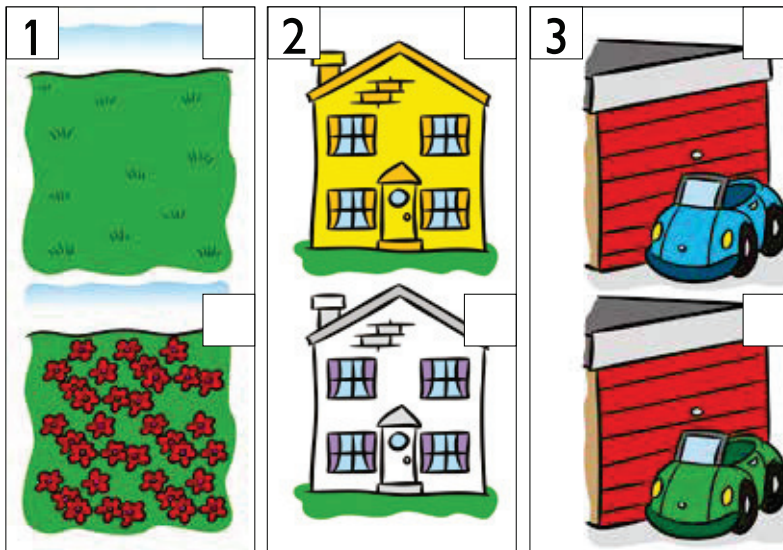


Trace and say.



Look and tick (✓).

52



1 We have a green garden.

2 We have a white house.

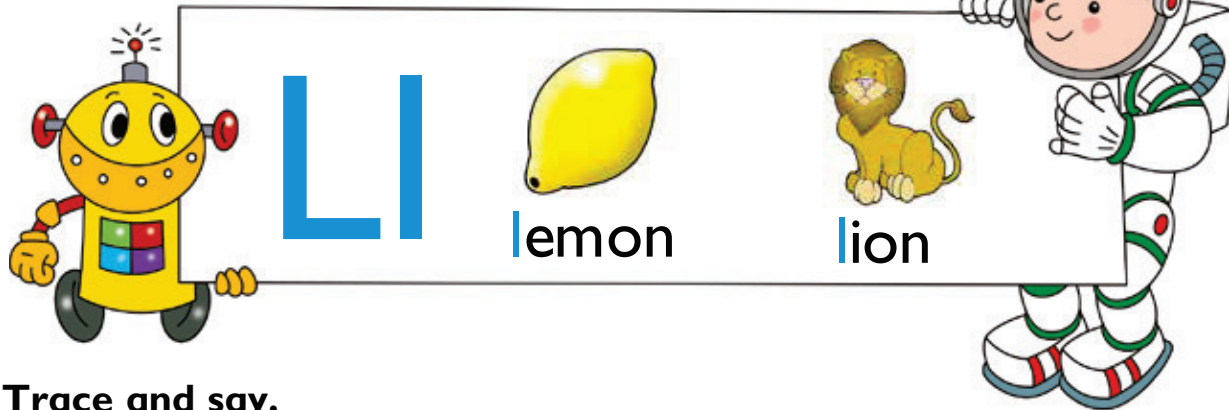
3 We have a blue car.



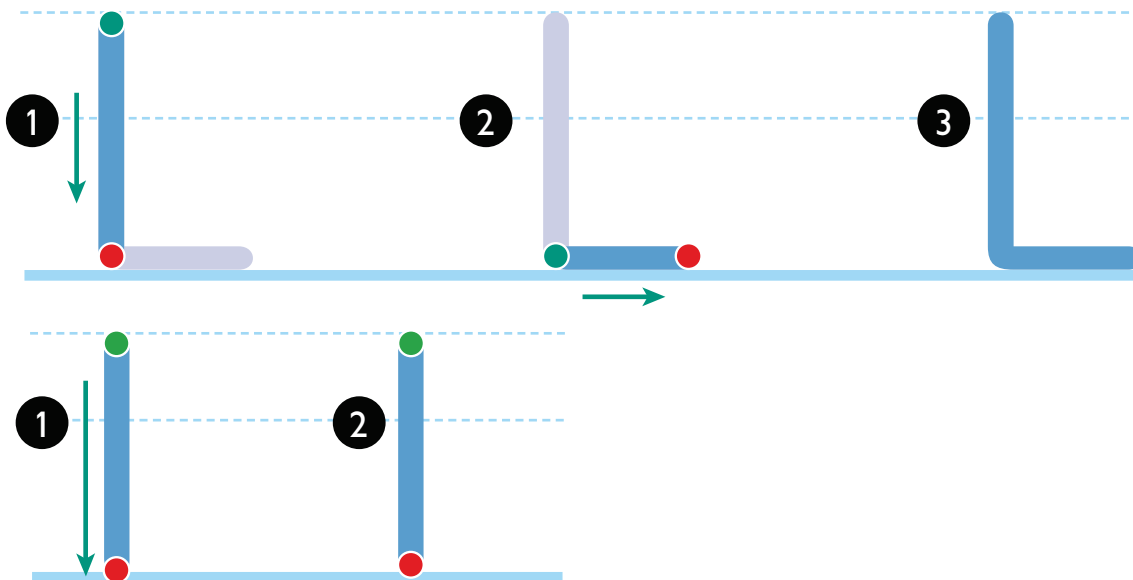


Look, listen and say.

53



Trace and say.



Listen and say.

54



I have orange flowers.



I have a green door.



I have white windows.



I have blue flowers.




Aa
Bb
Cc
Dd
Ee
Ff
Gg
Hh
Ii
Jj
Kk
Ll
Mm
Nn
Oo
Pp
Qq
Rr
Ss
Tt
Uu
Vv
Ww
Xx
Yy
Zz



Look, listen and say.

55



Ff



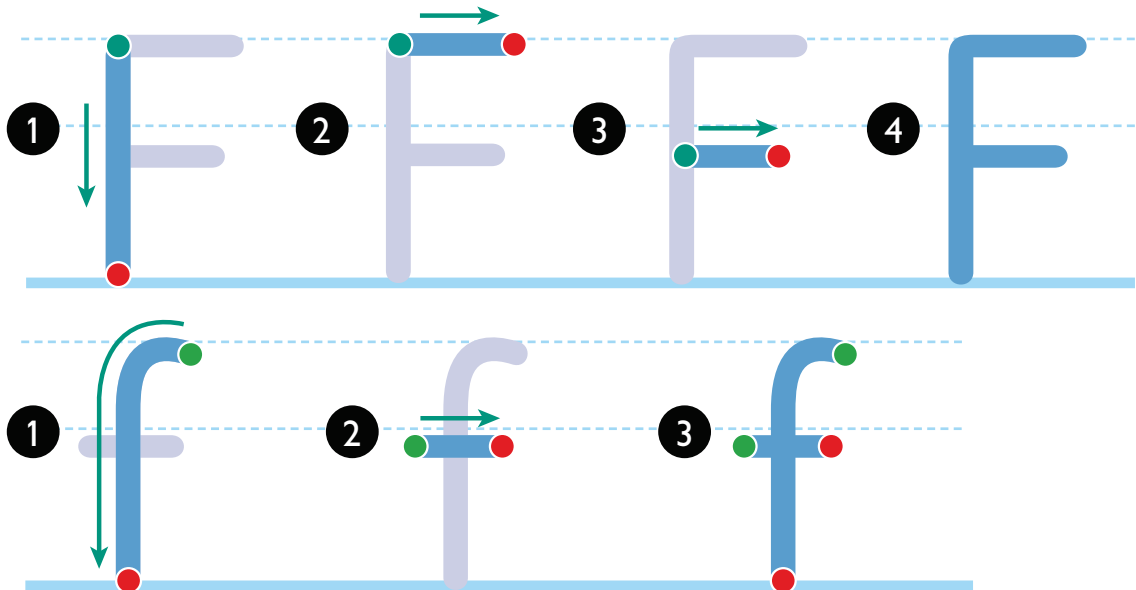
flower



fish




Trace and say.



Look, listen and say.

56



yellow

red

green

blue

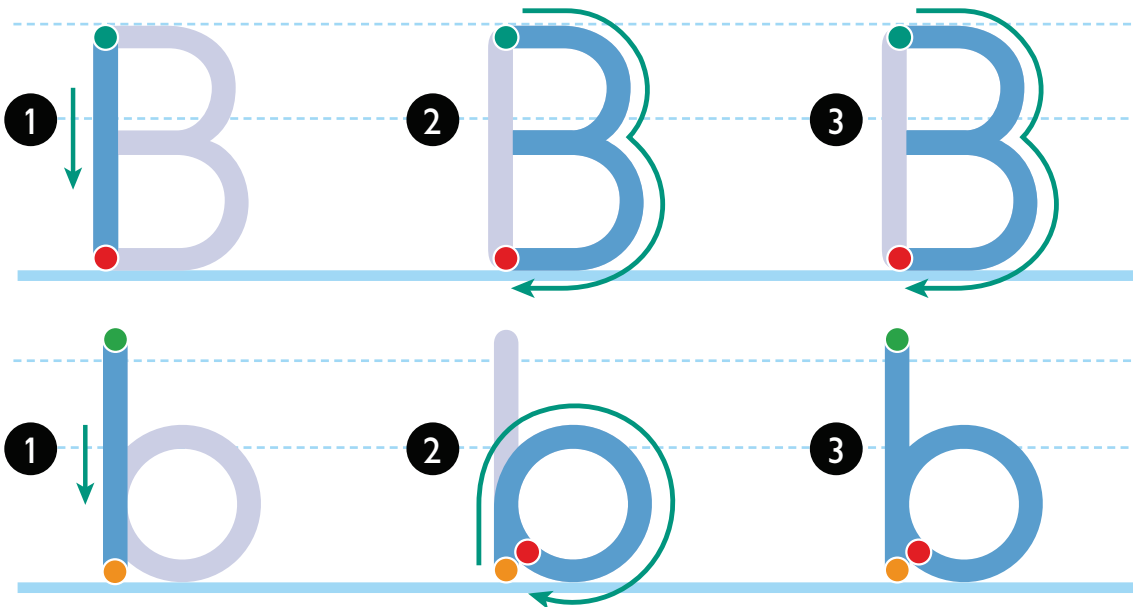


Look, listen and say.


57



Trace and say.



Look and say.



Aa

Bb

Cc

Dd

Ee

Ff

Gg

Hh

Ii

Jj

Kk

Ll

Mm

Nn

Oo

Pp

Qq

Rr

Ss

Tt

Uu

Vv

Ww

Xx

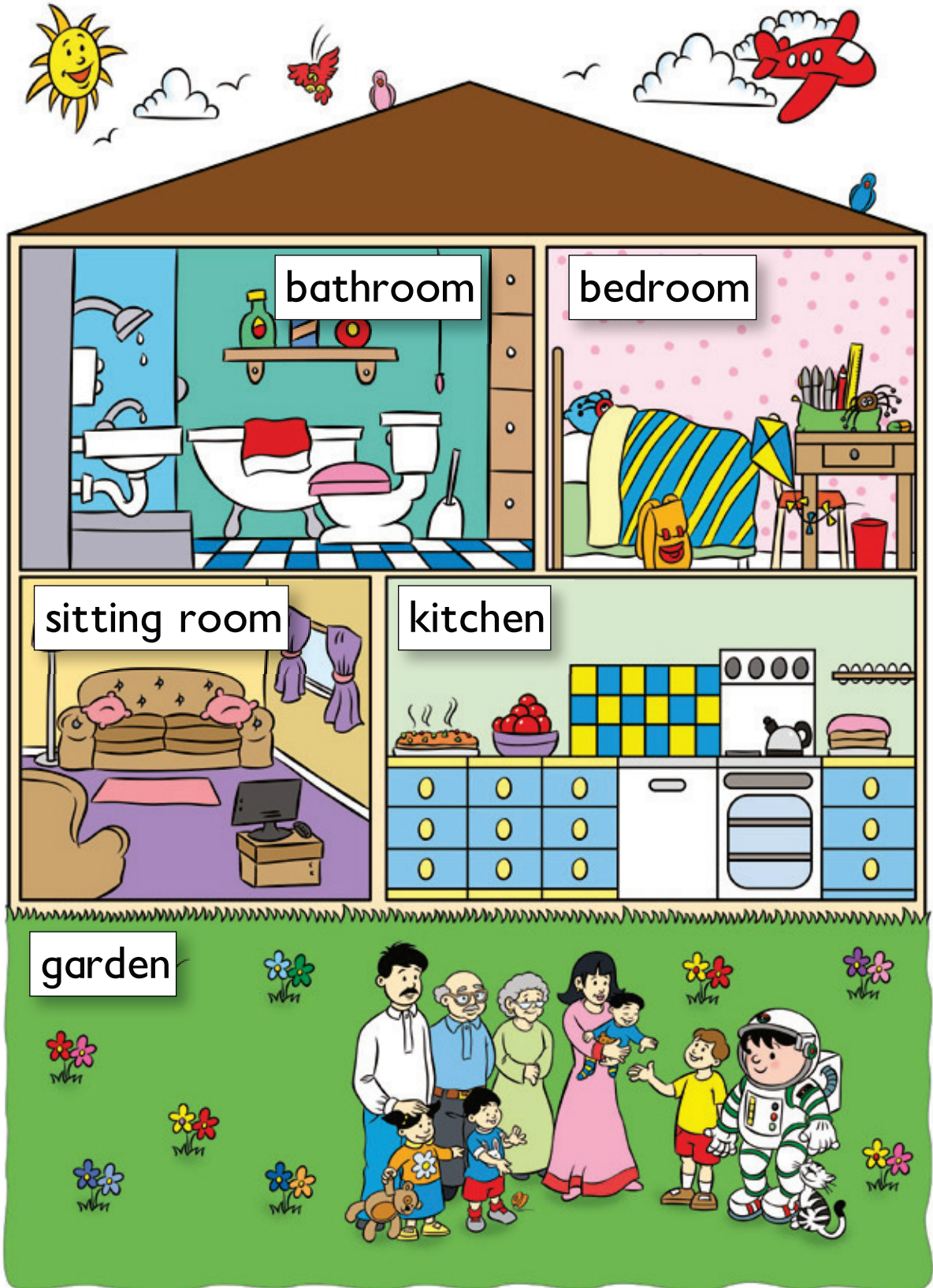
Yy

Zz





Listen and say.

58






Trace and say.



Look and say.



Aa

Bb

Cc

Dd

Ee

Ff

Gg

Hh

Ii

Jj

Kk

Ll

Mm

Nn

Oo

Pp

Qq

Rr

Ss

Tt

Uu

Vv

Ww

Xx

Yy

Zz

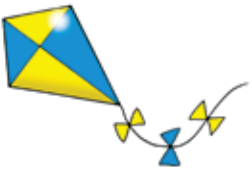




Match and trace.

A B C D E F G H I K L M N O P R S T U



a b c d e f g h i k l m n o p r s t u






Listen and say.

59

The cat is in the hat.



The cat is on the mat.



Aa
Bb
Cc
Dd
Ee
Ff
Gg
Hh
Ii
Jj
Kk
Ll
Mm
Nn
Oo
Pp
Qq
Rr
Ss
Tt
Uu
Vv
Ww
Xx
Yy
Zz

Now I can ...

- say colour words.

☐

- say house words.

☐

- identify pictures.

☐

- say words for rooms.

☐

- match letters.

☐

- make more words.

☐

Unit 5

Things Around Us

Lesson 1 p.54 ai, train, tail

Lesson 2 p.55 j, jam, juice, Is it a ...? Yes, it is. /
No, it isn't.

Lesson 3 p.56 oa, boat, coat, Numbers, Colours

Lesson 4 p.57 ie, pie, tie, How many ...? Three ...

Lesson 5 p.58 ee, bee, tree, How many boats?

Lesson 6 p.59 or, fork, popcorn, What colour is the
apple? It's red.

Lesson 7 p.60 things around us

Lesson 8 p.61 train, jam, boat, tie, tree, fork

Lesson 9 p.62 capital letters

Lesson 10 p.63 j, ai, oa, ie, ee, or

Lesson 1



Look, listen and say.

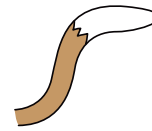
60




ai



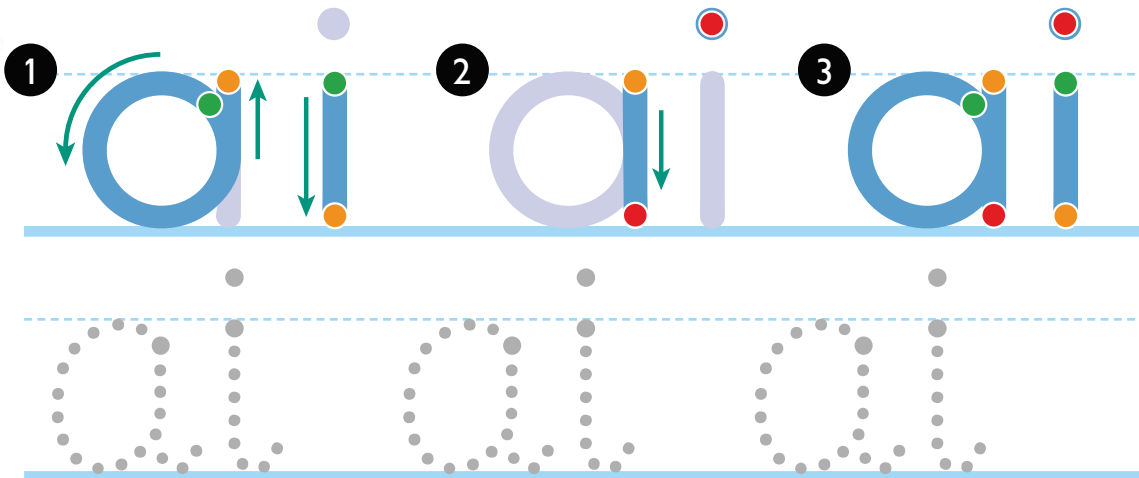
train




tail



Trace and say.



Draw and say.





Look, listen and say.

61




Jj



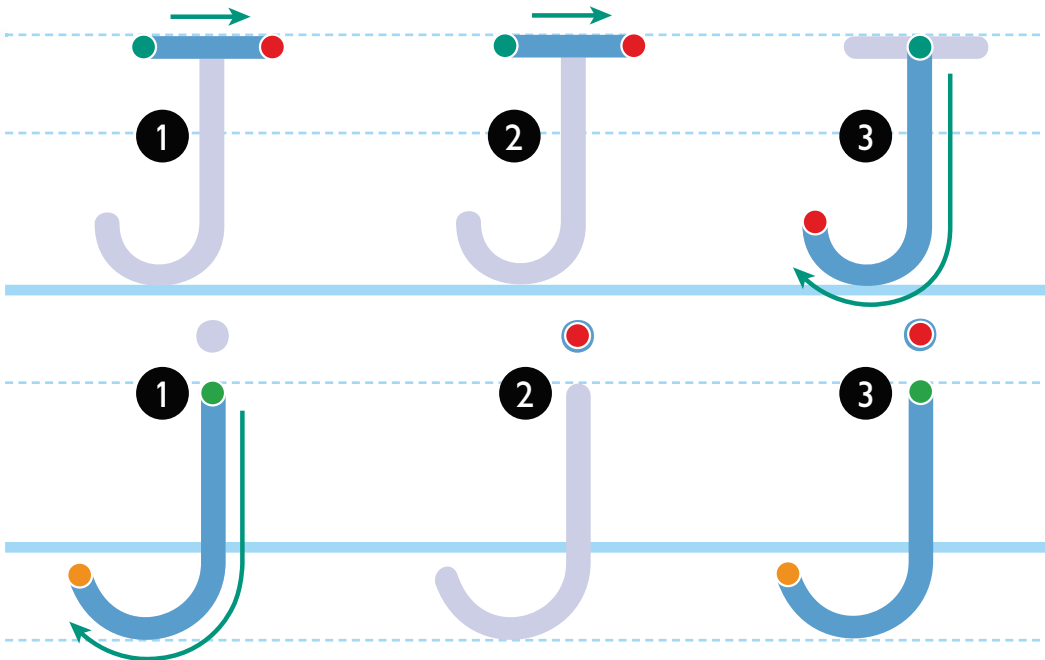
jam





juice



Trace and say.



Ask and answer.




Is it a tomato?

Is it jam?

No, it isn't.

Yes, it is.



Aa

Bb

Cc

Dd

Ee

Ff

Gg

Hh

Ii

Jj

Kk

Ll

Mm

Nn

Oo

Pp

Qq

Rr

Ss

Tt

Uu

Vv

Ww

Xx

Yy

Zz



Look, listen and say.

62




oa




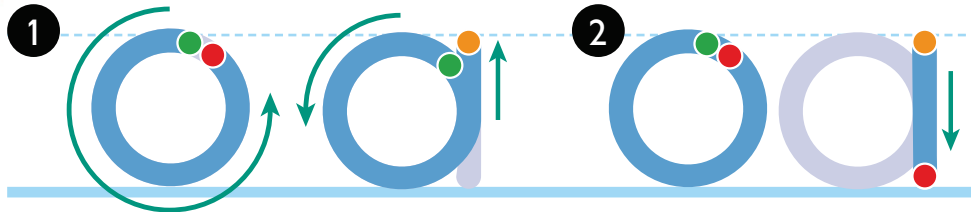
boat



coat



Trace and say.



Listen, point and say.

63

1 2 3 4 5 6 7 8 9 10



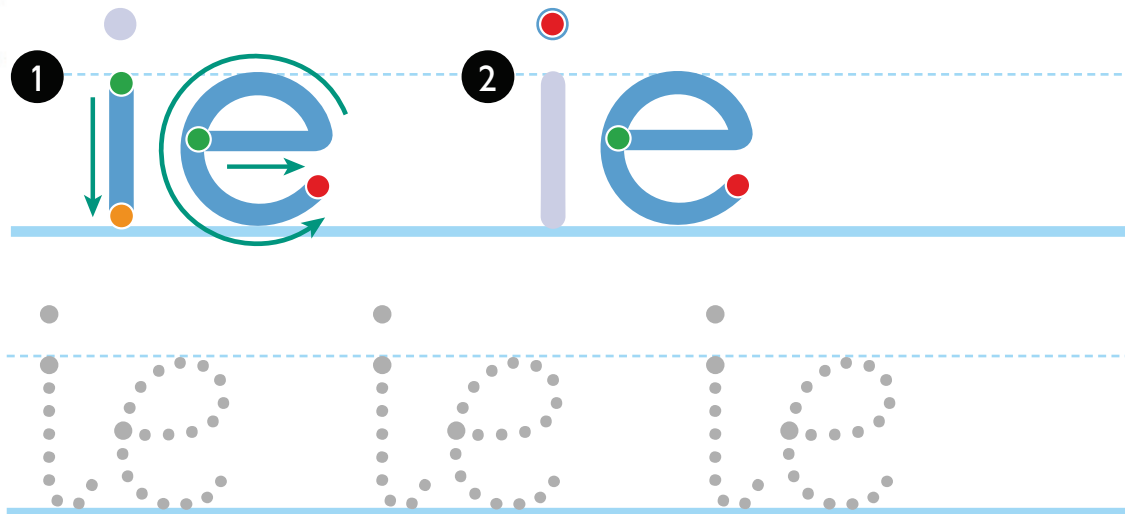


Look, listen and say.

64





Trace and say.



Ask and answer.

How many rabbits?

Three rabbits.



Aa

Bb

Cc

Dd

Ee

Ff

Gg

Hh

Ii

Jj

Kk

Ll

Mm

Nn

Oo

Pp

Qq

Rr

Ss

Tt

Uu

Vv

Ww

Xx

Yy

Zz



Look, listen and say.

65




ee



bee

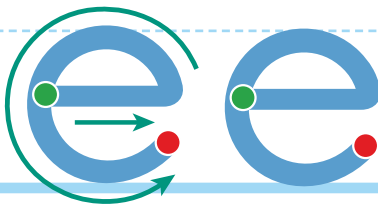


tree

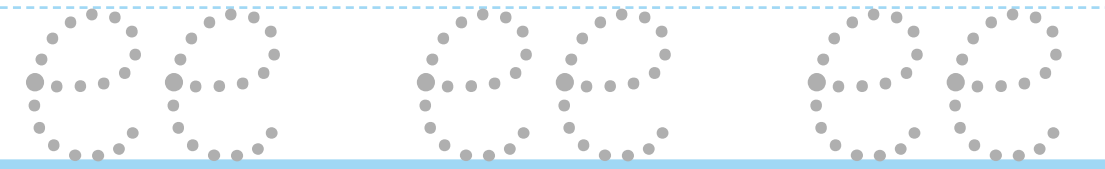
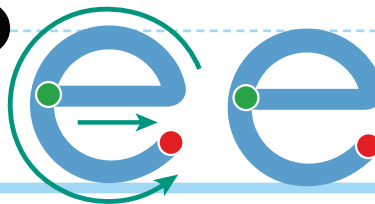


Trace and say.


1




2



Find and count. Ask and answer.




How many boats?





Look, listen and say.

66



or



fork

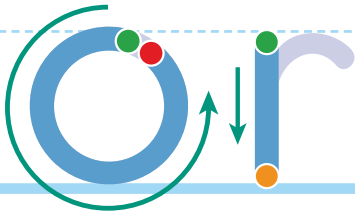


popcorn


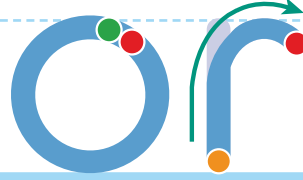


Trace and say.

1








2



Ask and answer.

What colour is the apple?

It's red.



Aa
Bb
Cc
Dd
Ee
Ff
Gg
Hh
Ii
Jj
Kk
Ll
Mm
Nn
Oo
Pp
Qq
Rr
Ss
Tt
Uu
Vv
Ww
Xx
Yy
Zz



Say the letter. Guess the word.


h



c



f



b



Yes, it is.


Is it a bus?



r



k



t







Trace, say and colour.



t-r-ai-n train




j-a-m jam





b-oa-t boat



t-ie tie



t-r-ee tree



f-or-k fork

Aa

Bb

Cc

Dd

Ee

Ff

Gg

Hh

Ii

Jj

Kk

Ll

Mm

Nn

Oo

Pp

Qq

Rr

Ss

Tt

Uu

Vv

Ww

Xx


Yy

Zz




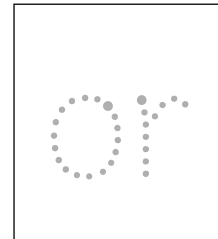


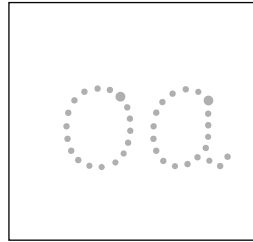
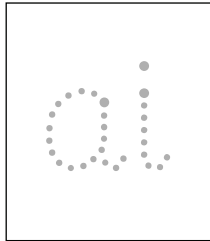
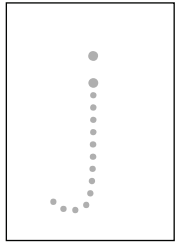

Trace and say.

S s A a T t N n
R r C c
D d K k
M m E e
I i H h
G g L l
J j P p
F f O o U u B b





Trace and say. Match.



Aa

Bb

Cc

Dd

Ee

Ff

Gg

Hh

Ii

Jj

Kk

Ll

Mm

Nn

Oo

Pp

Qq

Rr

Ss

Tt

Uu

Vv

Ww


Xx

Yy

Zz

Now I can ...

- ask and answer about pictures.
- count to ten.
- talk about colours.
- say how many things I can see.
- ask and answer about colours.
- make more words.
- match letters.



Unit 6

My Classroom

Lesson 1 p.66 z, zebra, zero, open, draw, close

Lesson 2 p.67 w, window, watch, stand up, sit down,
hands up, hands down, turn around

Lesson 3 p.68 ng, king, ring, book, bag, teacher, ruler,
pencil case, rubber, pen, pencil

Lesson 4 p.69 v, van, violin

Lesson 5 p.70 oo, spoon, zoo

Lesson 6 p.71 oo, foot, book

Lesson 7 p.72 What's this? It's a ...

Lesson 8 p.73 book, zoo, wood, moon, foot, boot

Lesson 9 p.74 capital letters, song

Lesson 10 p.75 find the difference

Lesson 1

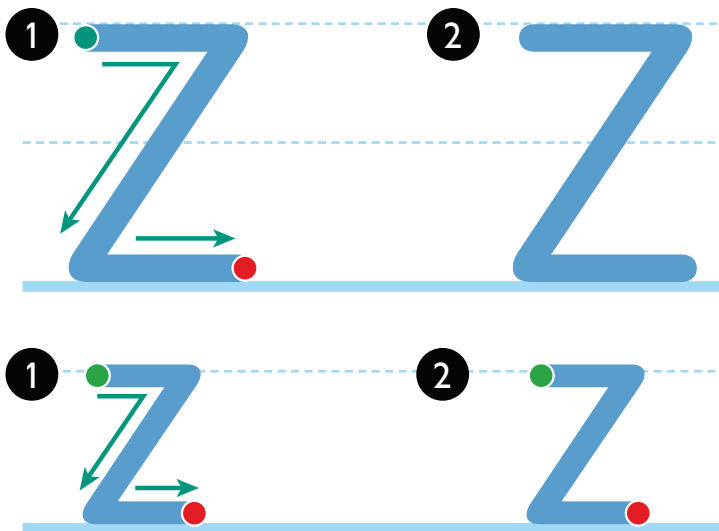


Look, listen and say.

67



Trace and say.



Look and say. Listen.




68



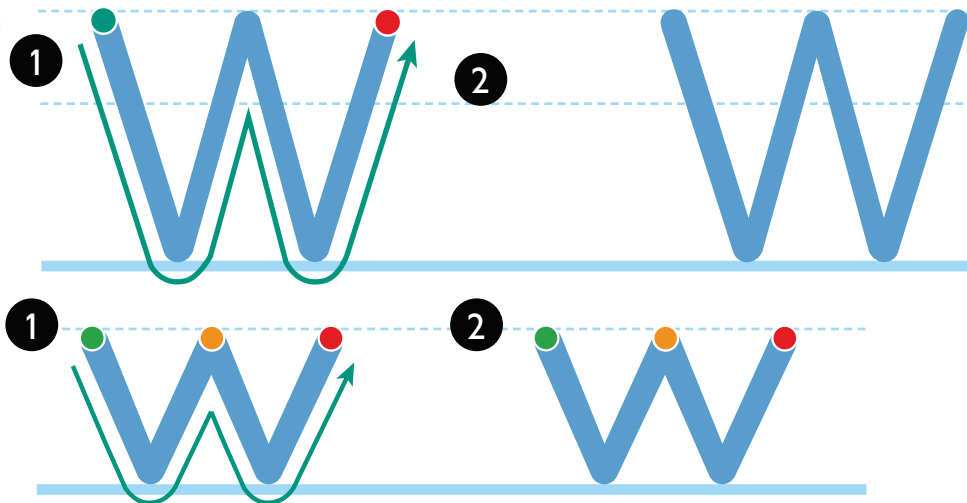


Look, listen and say.

69




Trace and say.



Listen and sing.

70



Aa
Bb
Cc
Dd
Ee
Ff
Gg
Hh
Ii
Jj
Kk
Ll
Mm
Nn
Oo
Pp
Qq
Rr
Ss
Tt
Uu
Vv
Ww
Xx
Yy
Zz



Look, listen and say.

71




ng




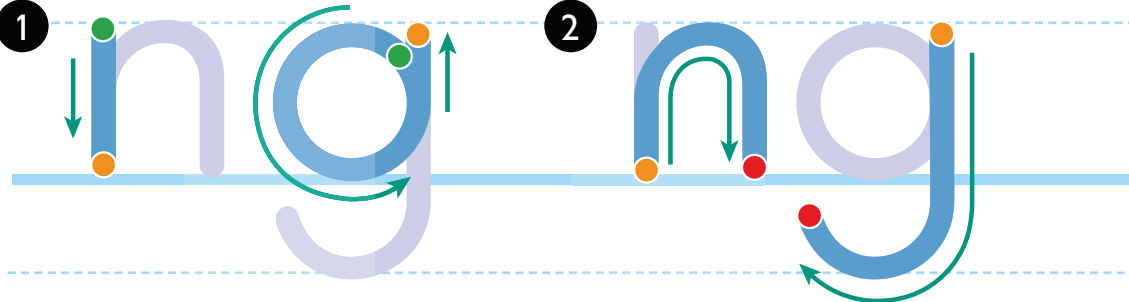
king



ring

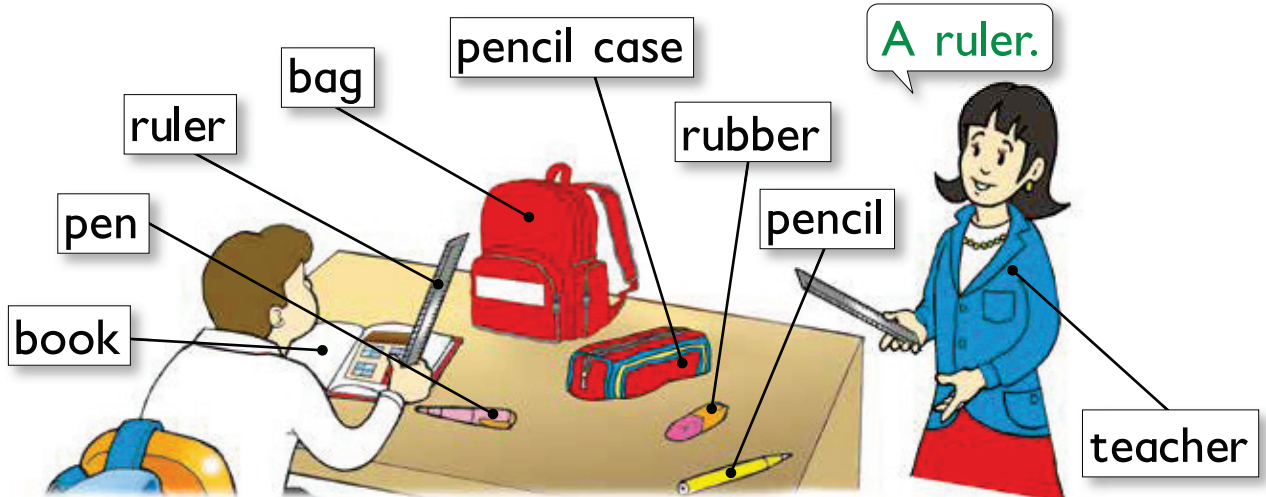


Trace and say.



Listen and say.

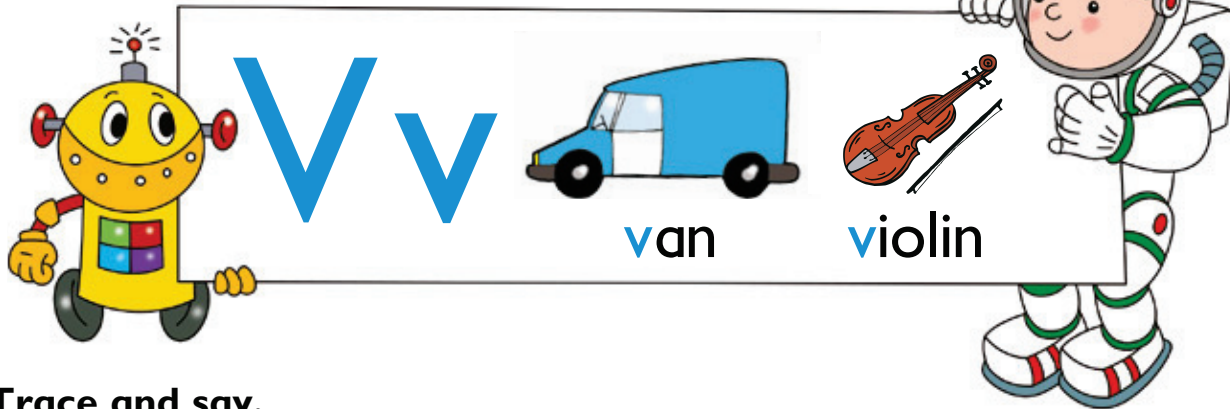
72



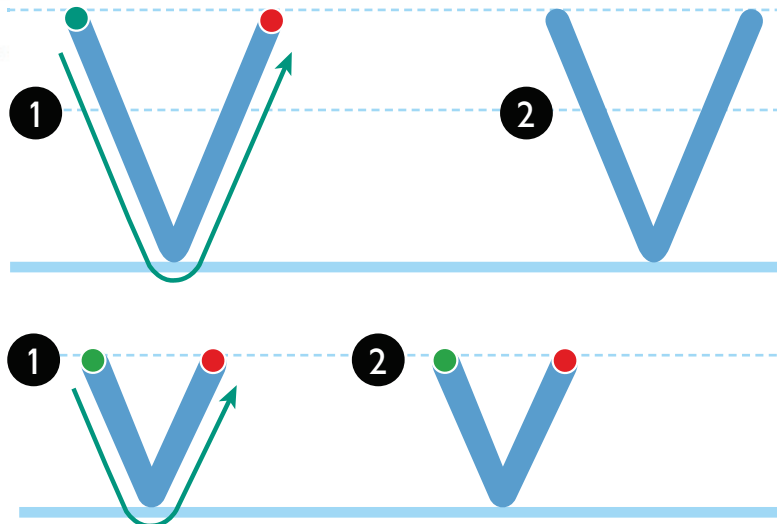


Look, listen and say.

73



Trace and say.



Look and say. Sing.



74




Aa
Bb
Cc
Dd
Ee
Ff
Gg
Hh
Ii
Jj
Kk
Ll
Mm
Nn
Oo
Pp
Qq
Rr
Ss
Tt
Uu
Vv
Ww
Xx
Yy
Zz

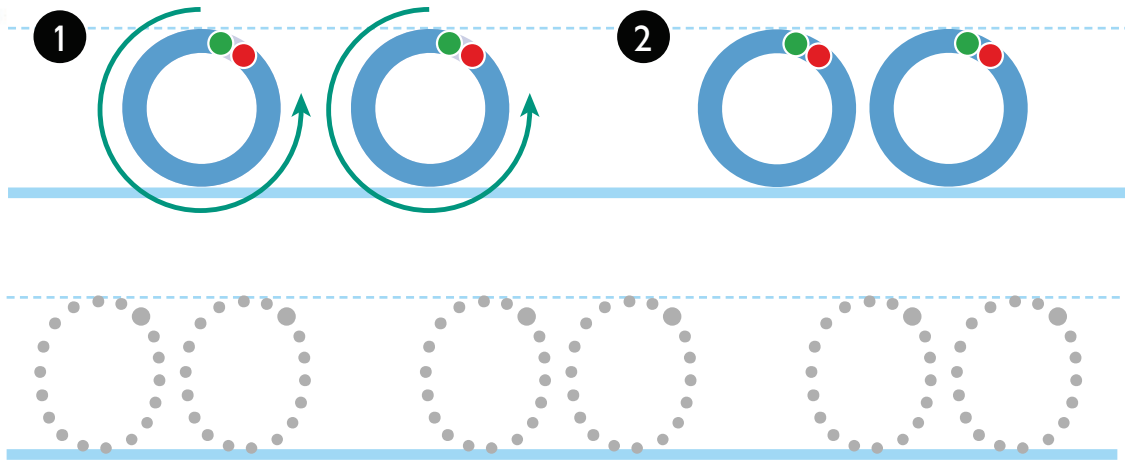


Look, listen and say.

75



Trace and say.



Look, listen and say.

76



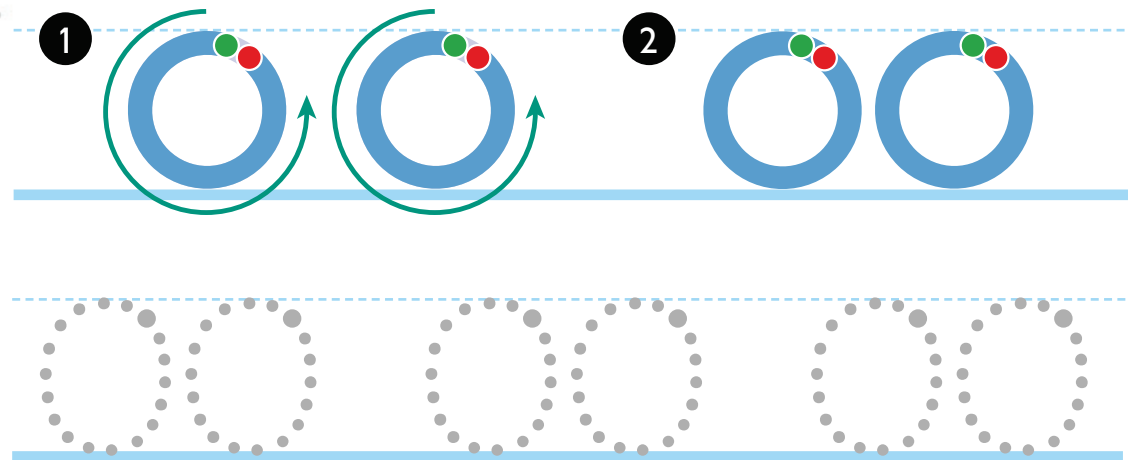


Look, listen and say.

77



Trace and say.



Listen and say.

78



Aa
Bb
Cc
Dd
Ee
Ff
Gg
Hh
Ii
Jj
Kk
Ll
Mm
Nn
Oo
Pp
Qq
Rr
Ss
Tt
Uu
Vv
Ww
Xx
Yy
Zz




Listen and say.

79

What's this?

It's a ...




What's this?



It's a pen.

It's a pencil.






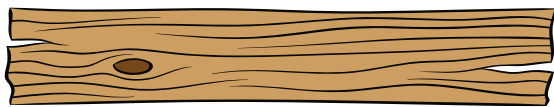
Listen and say.

80

/ʊ/



book



wood



foot



Sing.

81

/u:/



zoo



moon



boot

Aa
 Bb
 Cc
 Dd
 Ee
 Ff
 Gg
 Hh
 Ii
 Jj
 Kk
 Ll
 Mm
 Nn
 Oo
 Pp
 Qq
 Rr
 Ss
 Tt
 Uu
 Vv
 Ww
 Xx
 Yy
 Zz



Look and say.

spoon
book



Listen and say. Do.

82



Stand up

Sit down

Hands up

Hands down

Close your eyes

Open them

Stand up

Sit down again!





Find the difference.



Aa
Bb
Cc
Dd
Ee
Ff
Gg
Hh
Ii
Jj
Kk
Ll
Mm
Nn
Oo
Pp
Qq
Rr
Ss
Tt
Uu
Vv
Ww
Xx
Yy
Zz

Now I can ...

- follow classroom instructions.
- say classroom words.
- ask and answer about classroom objects.
- say what things are.
- find the difference.

☐
☐
☐
☐
☐

Unit 7

My Toys

Lesson 1 p.78 y, yo-yo, yellow, balloon, skates, bear, kite, doll, car

Lesson 2 p.79 x, x-ray, box, fox, bike, skates, six

Lesson 3 p.80 ch, chicken, cheese

Lesson 4 p.81 sh, fish, shelf, How many ...? doll, car, bike, book, kite, balloon

Lesson 5 p.82 th, mouth, three, thin, think, thank you

Lesson 6 p.83 th, father, mother, this, that, these, those

Lesson 7 p.84 orange, yo-yo, desk, three, fish, monkey, taxi, kite, elbow, pizza, flower, mouth, cake, duck, father, tomato, moon, jam, ant, hand

Lesson 8 p.85 capital letters

Lesson 9 p.86 alphabet a – l

Lesson 10 p.87 th, ch, sh, chair, fish, brother

Lesson 1



Look, listen and say.

83




Yy



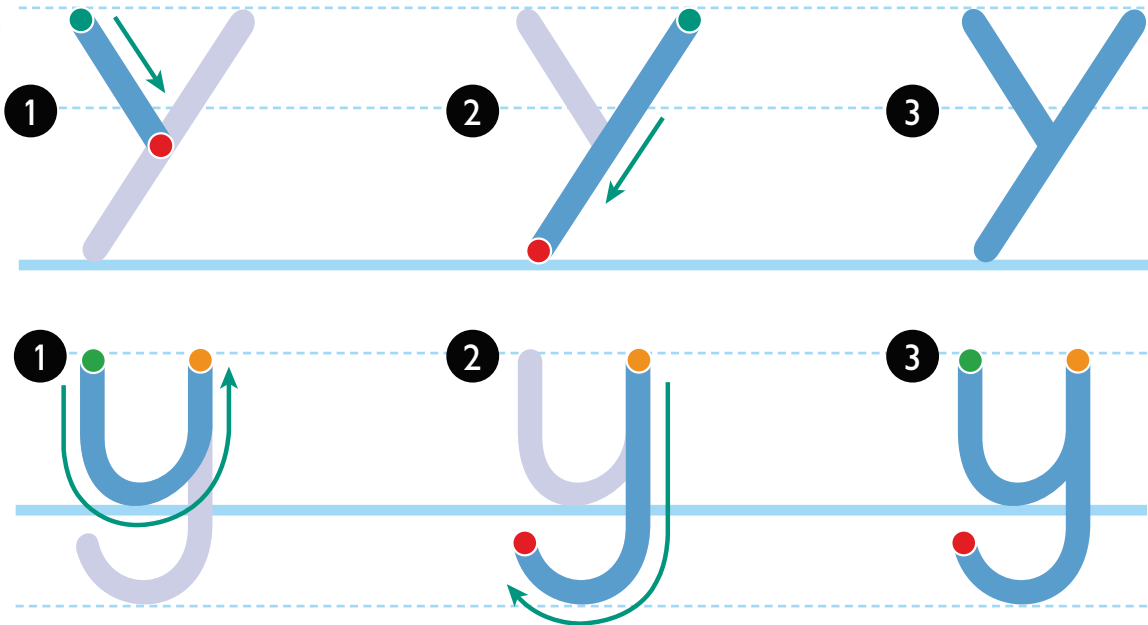
yo-yo



yellow



Trace and say.



Listen and say.


84





Look, listen and say.

85



Xx



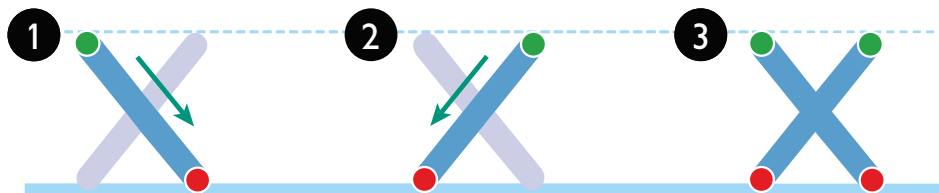
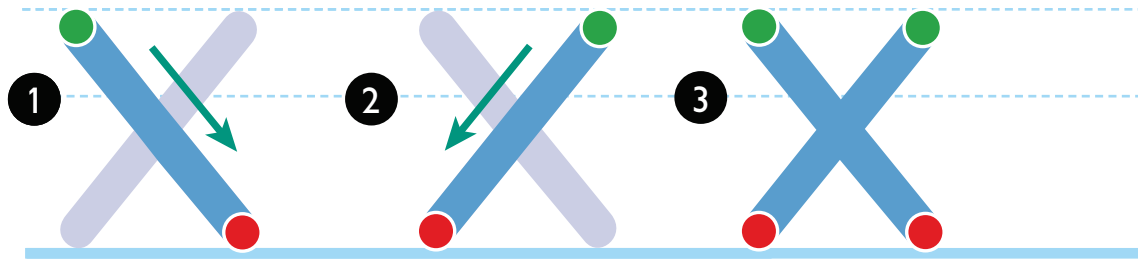
x-ray




box



Trace and say.



Look and say.



Aa

Bb

Cc

Dd

Ee

Ff

Gg

Hh

Ii

Jj

Kk

Ll

Mm

Nn

Oo

Pp

Qq

Rr

Ss

Tt

Uu

Vv

Ww

Xx

Yy

Zz



Look, listen and say.

86




ch



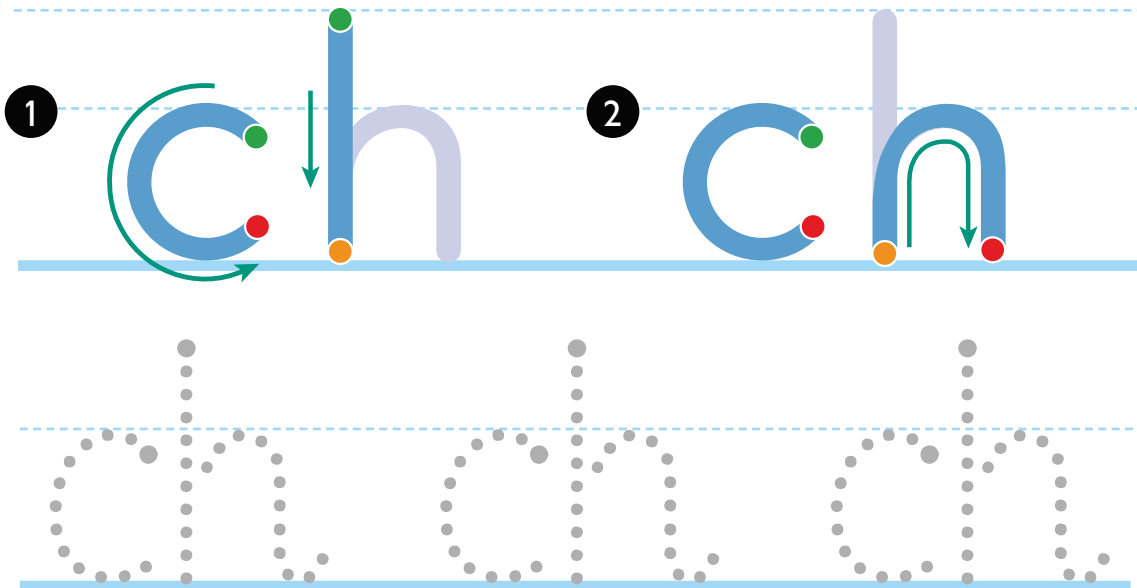
chicken



cheese

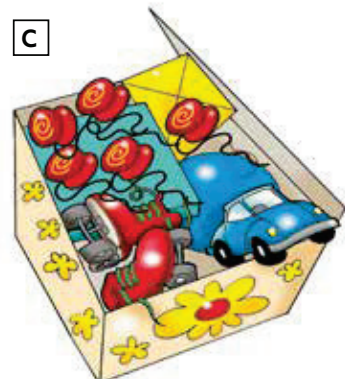



Trace and say.



Listen and find.


87





Look, listen and say.

88



sh




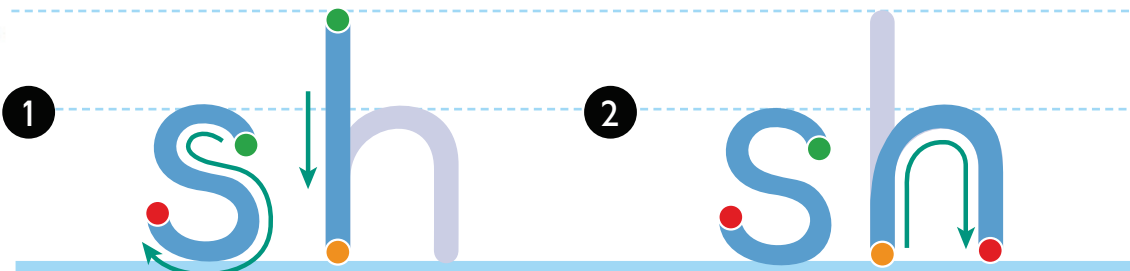
fish





shelf



Trace and say.



Ask and answer.



How many ...?



Aa

Bb

Cc

Dd

Ee

Ff

Gg

Hh

Ii

Jj

Kk

Ll

Mm

Nn

Oo

Pp

Qq

Rr

Ss

Tt

Uu

Vv

Ww

Xx

Yy

Zz



Look, listen and say.

89



th




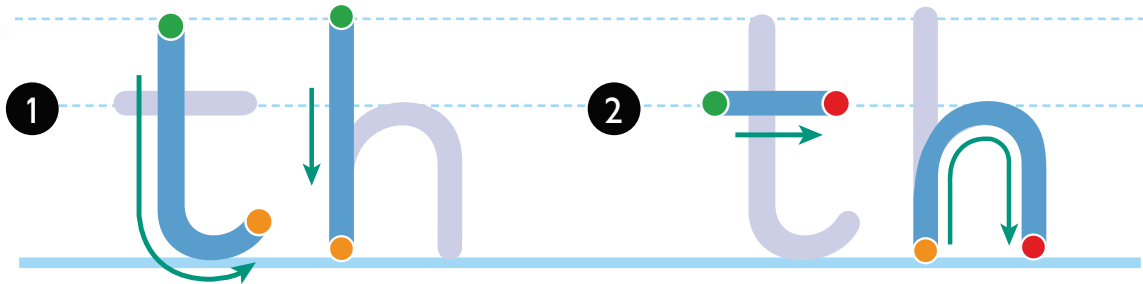
mouth

3

three



Trace and say.



Trace and say.

thin

think

thank you

Thank you.




Here you are.

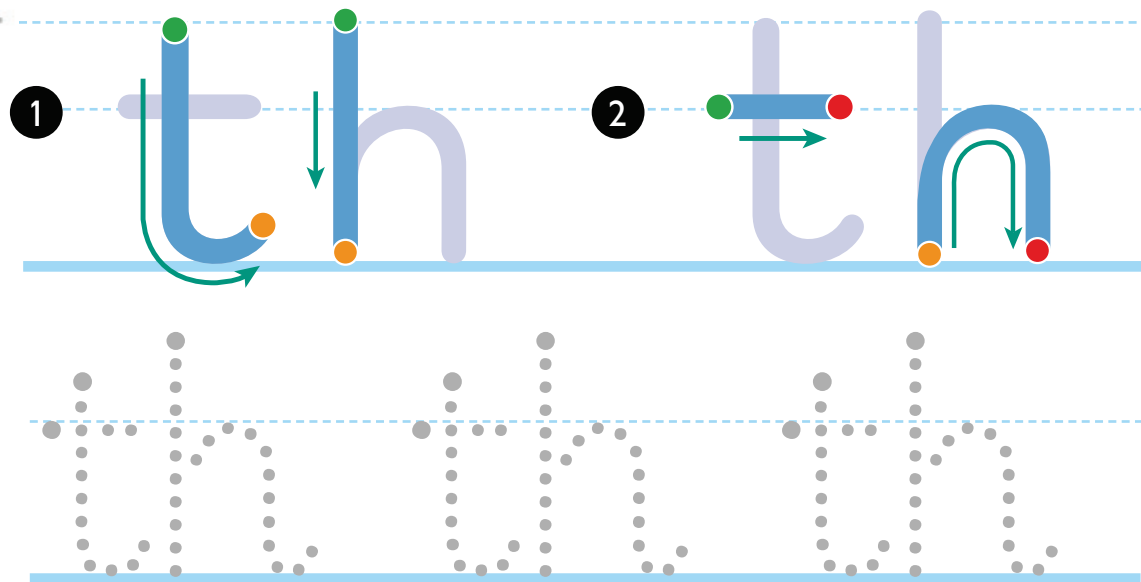


Look, listen and say.

90



Trace and say.



Listen and say.


91

this

that

these

those











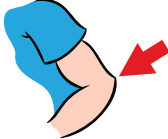











Aa
Bb
Cc
Dd
Ee
Ff
Gg
Hh
Ii
Jj
Kk
Ll
Mm
Nn
Oo
Pp
Qq
Rr
Ss
Tt
Uu
Vv
Ww
Xx
Yy
Zz



Play a game.

What can you see in 1a?


I can see an orange.

	a	b	c	d	e
1					
2					
3					
4					



3d.

A duck.





Trace and say.

X X X X BOX Y Y Y Y YES
x x x x box y y y y yes



Match.

Aa

Aa

Bb

Bb

Cc

Cc

Dd

Dd

Ee

Ee

Ff

Ff

Gg

Gg

Hh

Hh

Ii

Ii

Jj


Jj

Kk

Kk

Ll

Ll



Aa

Bb

Cc

Dd

Ee

Ff

Gg

Hh

Ii

Jj

Kk

Ll

Mm

Nn

Oo

Pp

Qq

Rr

Ss

Tt

Uu

Vv

Ww

Xx

Yy

Zz



Listen and say.

92

Aa



Bb



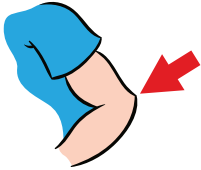
Cc



Dd



Ee



Ff



Gg



Hh



Ii





Jj



Kk



Ll





Trace and say.

th


ch

sh

__ __ air



fi __ __



bro __ __ er



Aa

Bb

Cc

Dd

Ee

Ff

Gg

Hh

Ii

Jj

Kk

Ll

Mm

Nn

Oo

Pp

Qq

Rr

Ss

Tt

Uu

Vv

Ww

Xx

Yy

Zz

Now I can ...

- say more English words.

☐

- identify pictures.

☐

- talk about toys.

☐

- talk about pictures.

☐

- match letters and pictures.

☐

Unit 8

At The Zoo

Lesson 1 p.90 qu, question, queen, penguin, goat, snake, tiger, camel

Lesson 2 p.91 ou, mouse, mountain, tiger, camel, lion, duck, elephant, monkey, penguin, goat, rabbit

Lesson 3 p.92 oi, point, oil, elephant, tiger, goat, penguin, camel, rabbit, fish

Lesson 4 p.93 ue, glue, blue, big, funny, little, long

Lesson 5 p.94 er, tiger, water, animals

Lesson 6 p.95 ar, car, star, find the difference

Lesson 7 p.96 Where's the ...? It's in the ...
It's on the ...

Lesson 8 p.97 the alphabet

Lesson 9 p.98 the alphabet m – z

Lesson 10 p.99 in, on, There is a monkey on the tree.

Lesson 1



Look, listen and say.

93




qu

?

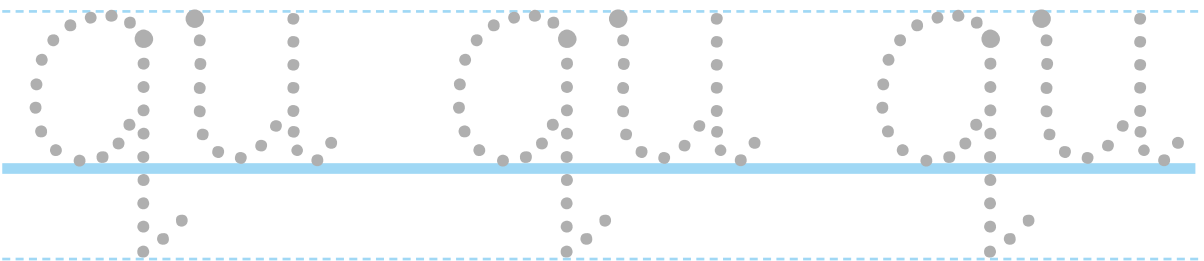
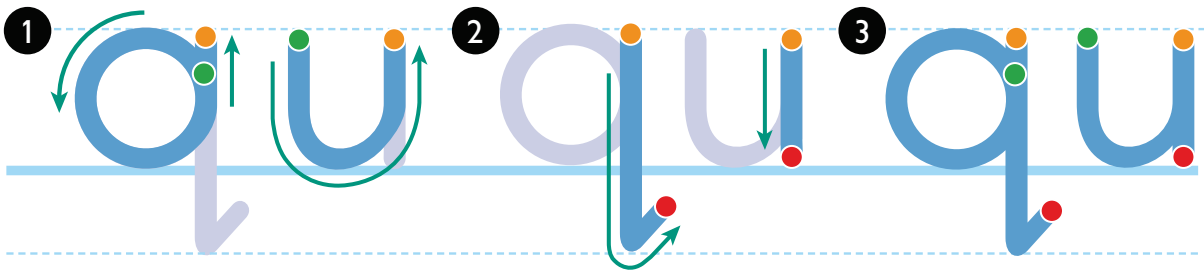
question



queen



Trace and say.



Listen and say.

94



penguin



goat



snake



tiger




camel

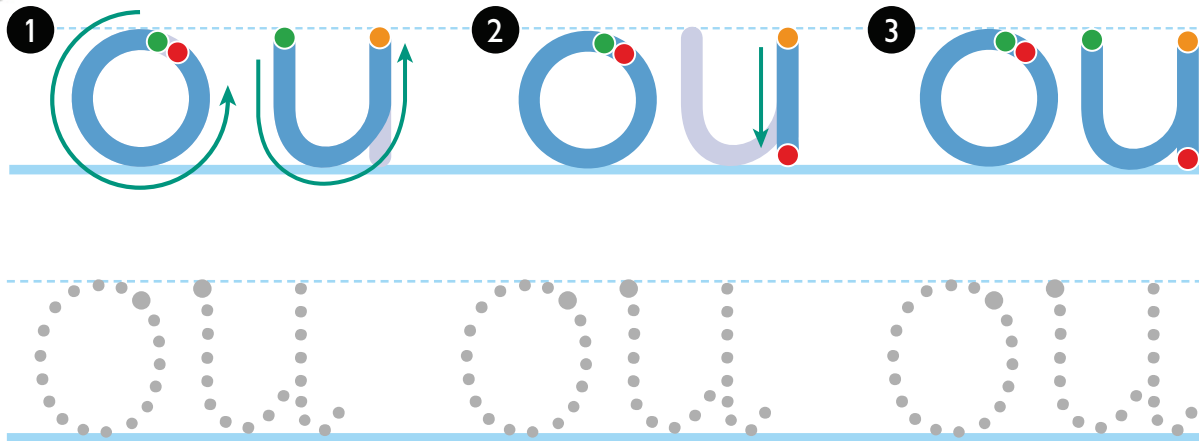


Look, listen and say.

95



Trace and say.



Listen and say.

96

97

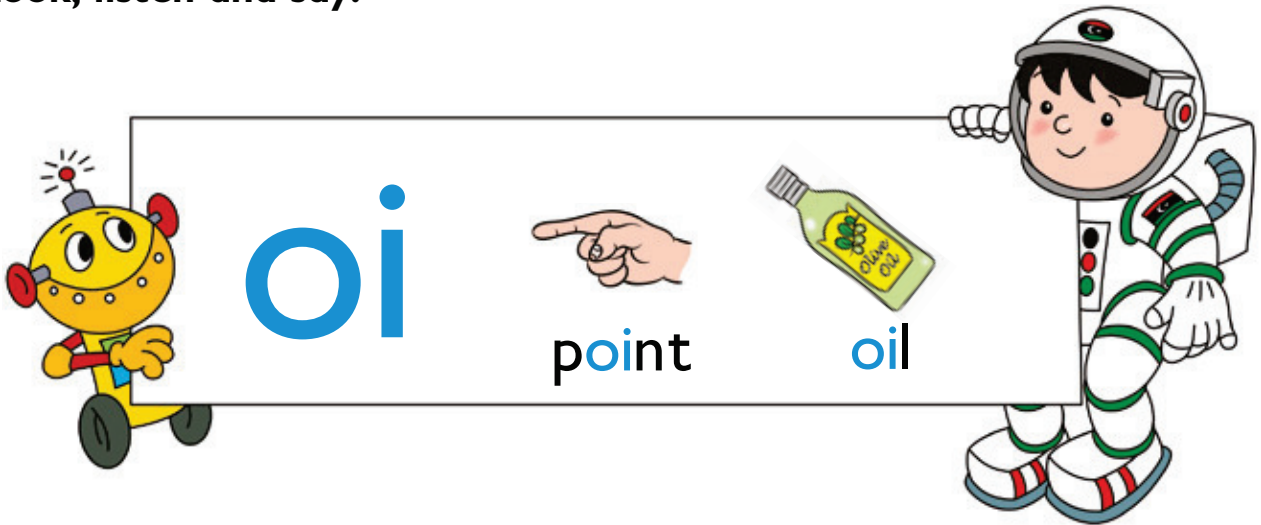


Aa
Bb
Cc
Dd
Ee
Ff
Gg
Hh
Ii
Jj
Kk
Ll
Mm
Nn
Oo
Pp
Qq
Rr
Ss
Tt
Uu
Vv
Ww
Xx
Yy
Zz

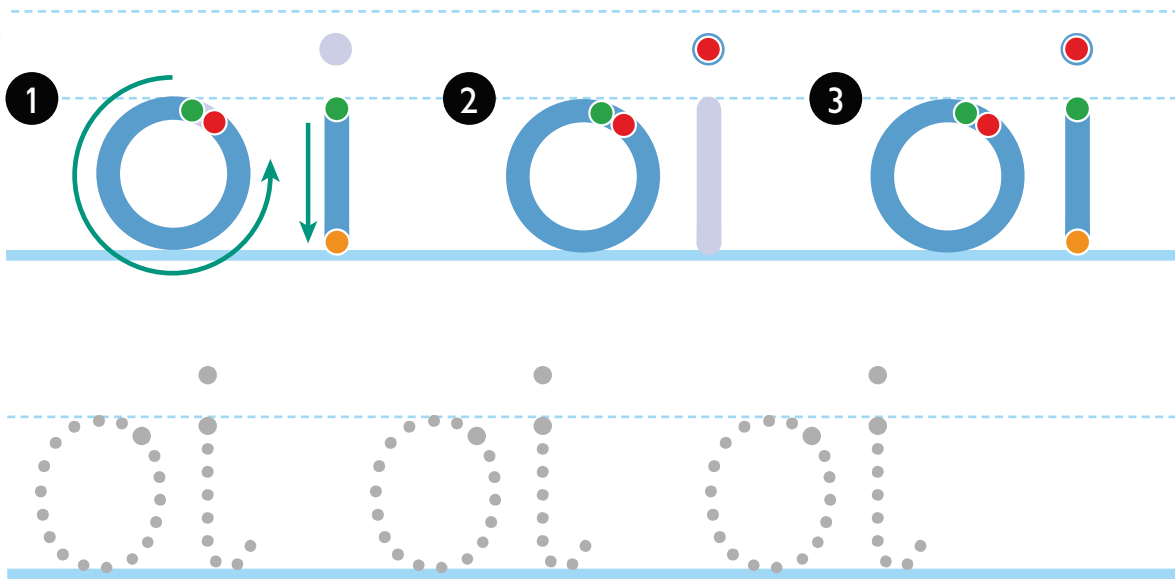


Look, listen and say.

98



Trace and say.



Sing.

99



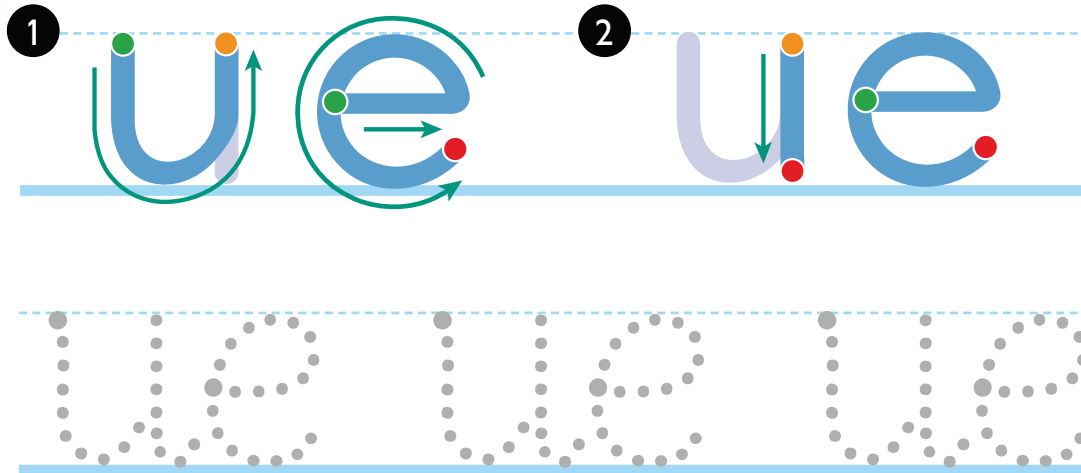


Look, listen and say.

100



Trace and say.




Trace, listen and say. Match.

big funny little long



101



Aa
Bb
Cc
Dd
Ee
Ff
Gg
Hh
Ii
Jj
Kk
Ll
Mm
Nn
Oo
Pp
Qq
Rr
Ss
Tt
Uu
Vv
Ww
Xx
Yy
Zz



Look, listen and say.

102




er




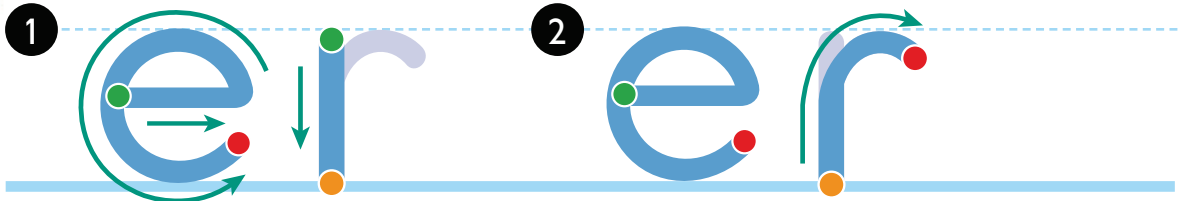
tiger



water



Trace and say.



Listen and say. Play a game.



103

	a	b	c	d
1				
2				
3				
4				

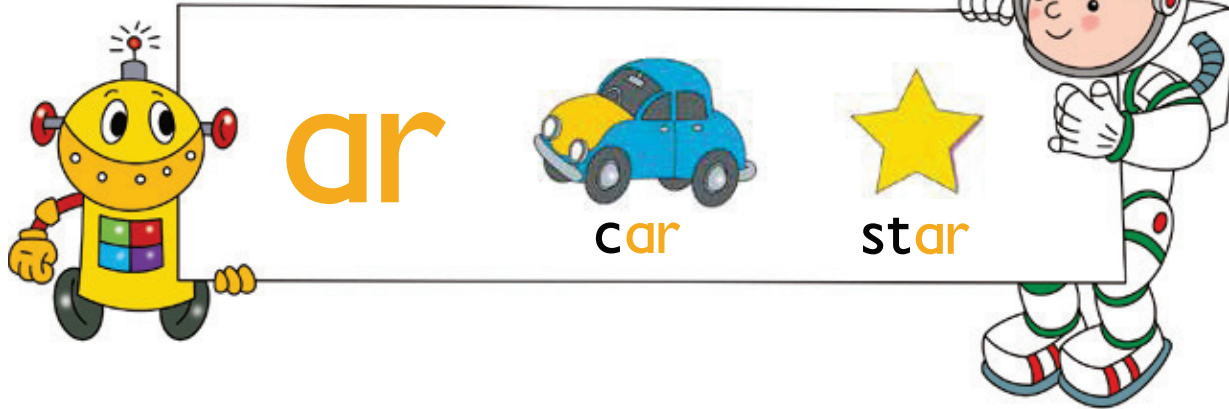
1b.

Two red birds.


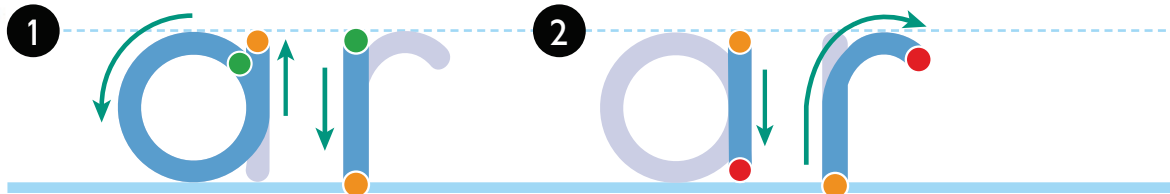


Look, listen and say.


104



Trace and say.



Find the difference.



Aa

Bb

Cc

Dd

Ee

Ff

Gg

Hh

Ii

Jj

Kk

Ll

Mm

Nn

Oo

Pp

Qq

Rr

Ss

Tt

Uu

Vv

Ww

Xx

Yy

Zz



Listen and look. Ask and answer.



Where's the ...?

It's in the ...

It's on the ...

105











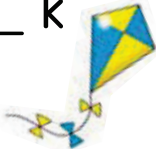












Where's the blue tiger?

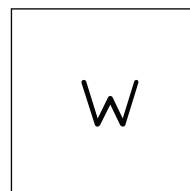
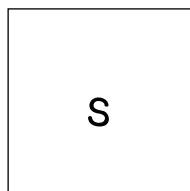
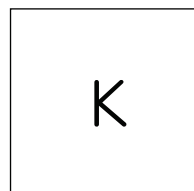

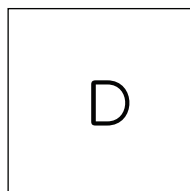
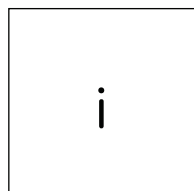

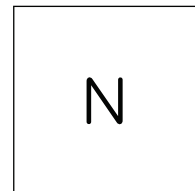

It's in the bag.



Complete and say.



Aa 	Bb	Cc 	_ d 	Ee 	F_ 
Gg 	Hh	I_ 	Jj 	_ k 	Ll
Mm 	_ n 	Oo 	Pp 	Qq 	Rr
S_ 	Tt 	Uu	Vv 	_ w 	Xx 
Yy 	Zz 				



Aa
Bb
Cc
Dd
Ee
Ff
Gg
Hh
Ii
Jj
Kk
Ll
Mm
Nn
Oo
Pp
Qq
Rr
Ss
Tt
Uu
Vv
Ww
Xx
Yy
Zz



Listen and say.

106

Mm



Nn



Oo



Pp



Qq



Rr



Ss



Tt



Uu



Vv



Ww



Xx



Yy



Zz





Listen and point. Point and say.


107

in

on




There is a **monkey**
on the **tree**.



Aa
Bb
Cc
Dd
Ee
Ff
Gg
Hh
Ii
Jj
Kk
Ll
Mm
Nn
Oo
Pp
Qq
Rr
Ss
Tt
Uu
Vv
Ww
Xx
Yy
Zz

Now I can ...

- say more animal words.
- talk about the zoo.
- use *big, little, long and funny*.
- ask and answer about pictures.
- match letters and pictures.
- find the difference.
- say where things are.
- use *in* and *on*.
- complete an alphabet picture with missing letters and pictures.

☐☐☐☐☐☐☐☐☐

Unit 9

Things I Know ...

Lesson 1 p.102 tiger, queen, watch, monkey, bus, duck

Lesson 2 p.103 ink, cat, ant, son, net, red, zoo, foot

Lesson 3 p.104 rhyming words

Lesson 4 p.105 story – Sarah’s Little Fish

Lesson 5 p.106 talk about differences

Lesson 6 p.107 I have a pen and a pencil.

Lesson 7 p.108 How many ...?

Lesson 8 p.109 What can you see?

Lesson 9 p.110 My bedroom

Lesson 10 p.111 Hello. What’s your name? I’m ...
How old are you? Goodbye.

Lesson 1

Match and copy.



iger

b



een

d



atch

m



onkey

qu



us

w



uck

t

Find and copy.



kni _____




tca _____



nat _____



nso _____



etn _____



rde _____



ozo _____



ootf _____

Aa
Bb
Cc
Dd
Ee
Ff
Gg
Hh
Ii
Jj
Kk
Ll
Mm
Nn
Oo
Pp
Qq
Rr
Ss
Tt
Uu
Vv
Ww
Xx
Yy
Zz

Lesson 3



Say and match.



moon



book



spoon



lion



boat



nose



coat



teeth



ring



king



gate



violin



snake



cat



oil



cake

Sarah's Little Fish.



Look, listen and say.

108









Aa
Bb
Cc
Dd
Ee
Ff
Gg
Hh
Ii
Jj
Kk
Ll
Mm
Nn
Oo
Pp
Qq
Rr
Ss
Tt
Uu
Vv
Ww
Xx
Yy
Zz



Listen and tick (✓).


109





Look and listen.

110




1

I have a pen.



2

I have a pen and a pencil.



3



4




5



6




Play a game.



Aa
Bb
Cc
Dd
Ee
Ff
Gg
Hh
Ii
Jj
Kk
Ll
Mm
Nn
Oo
Pp
Qq
Rr
Ss
Tt
Uu
Vv
Ww
Xx
Yy
Zz

How many ...?





Draw.

My bedroom





Trace and write. Ask and answer.



Hello.

Hello.



What's your name?

I'm _____.

How old are you?

I'm _____.

Goodbye.

Goodbye.

C f P a V
Z C e L m



Sing.


Aa
Bb
Cc
Dd
Ee
Ff
Gg
Hh
Ii
Jj
Kk
Ll
Mm
Nn
Oo
Pp
Qq
Rr
Ss
Tt
Uu
Vv
Ww
Xx
Yy
Zz

Now I can ...

- write words.
- match rhyming words.
- listen to and follow a story.
- match letters and pictures.
- find the difference.
- talk about what I have.
- talk about pictures.
- draw and talk about my bedroom.
- write my name and age.

☐☐☐☐☐☐☐☐☐

- **Stories and Project**
- **Picture Dictionary**
- **Writing Practice**



Sami's rocket




Project

1



2



3




In The Toy Shop



1



2




3



There are lots of dolls.

4



5



6





7






8





At The Zoo








At The Circus






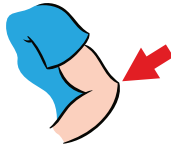
Picture Dictionary



egg



elbow




elephant



eye



face



fish



flower



foot



fork



fox



garden



gate



glue



goat




grandma



grandpa



hair



hand



head



hen



house



ink



insect



jam



juice



key



kite



leg



lemon



lion



monkey



moon



mountain



mouse




mouth



mum



net



nose



oil



olive



orange



pat



pen



pencil



pencil case



penguin



pie



pin



pizza



plane



point



popcorn


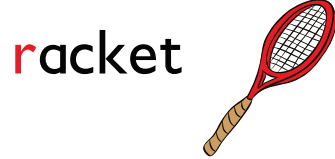


queen



question





violin



watch



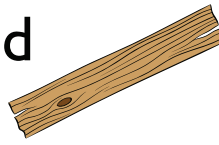
water



window



wood



x-ray



yo-yo



zebra



zoo



Colours



black

/blæk/



blue

/blu:/



brown

/braʊn/



green

/gri:n/



grey

/greɪ/



orange

/'brɪndʒ/



pink

/pɪŋk/



red

/red/



white

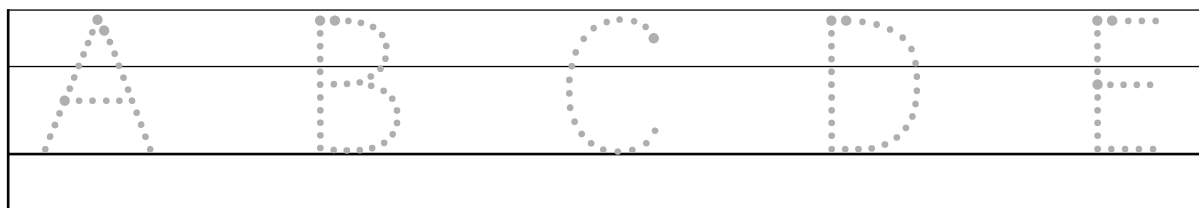
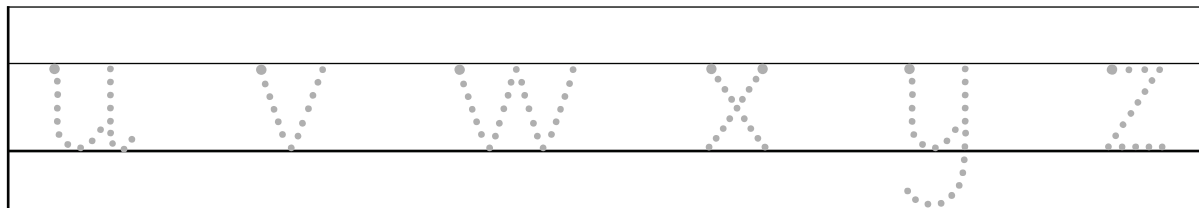
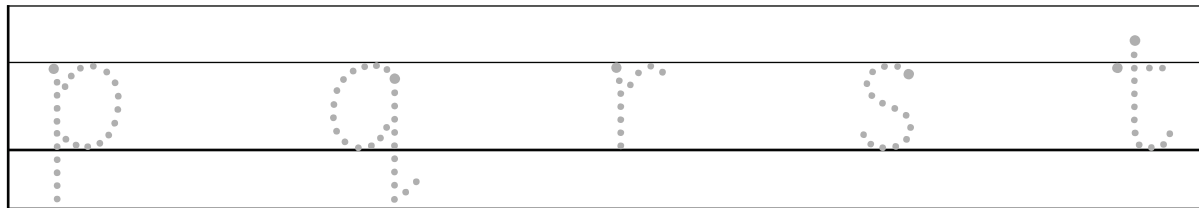
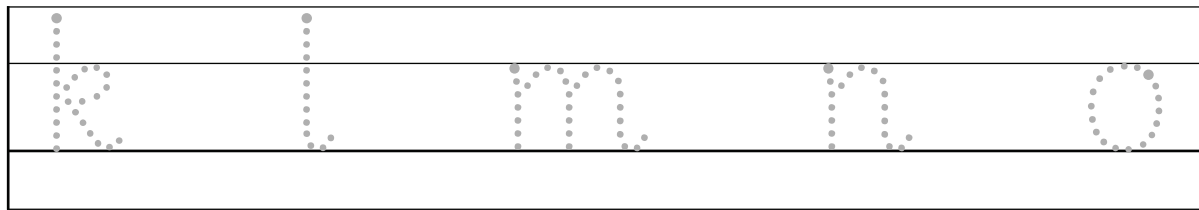
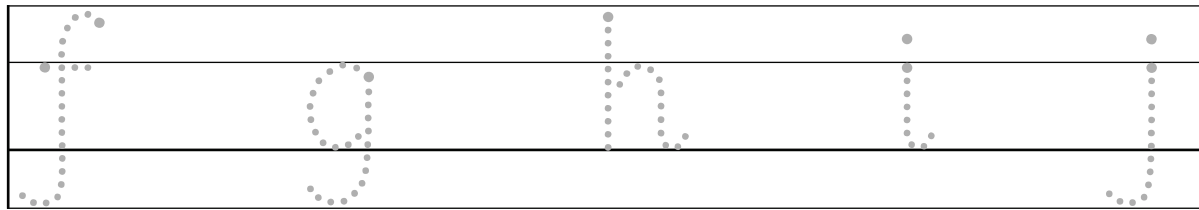
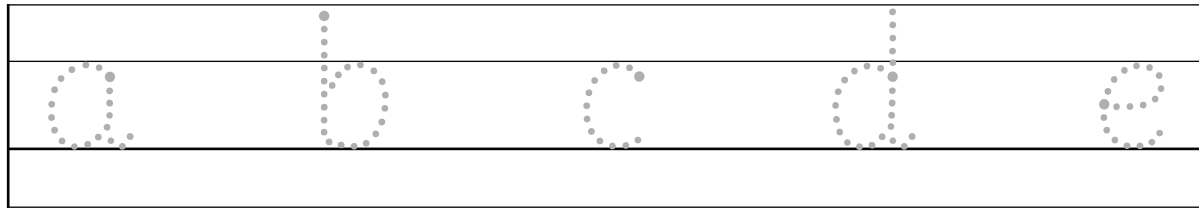
/waɪt/

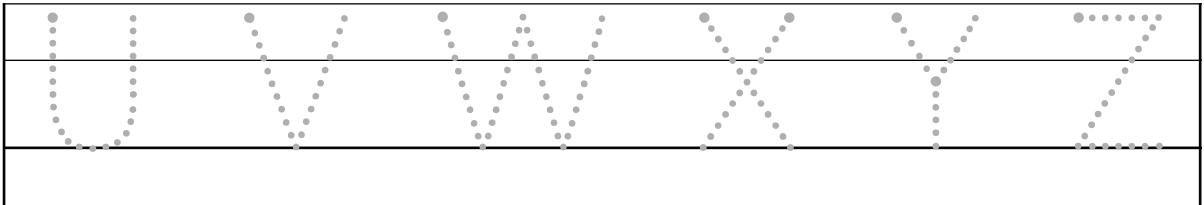
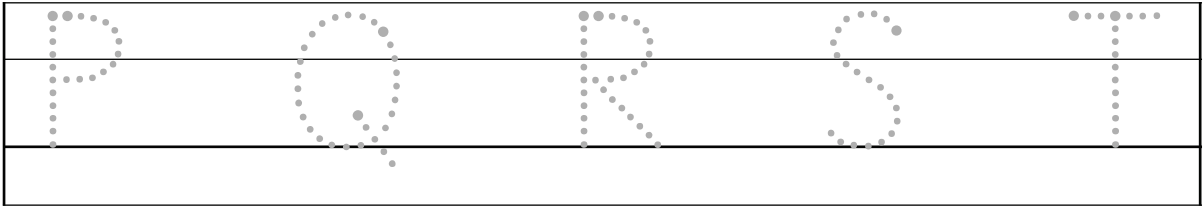
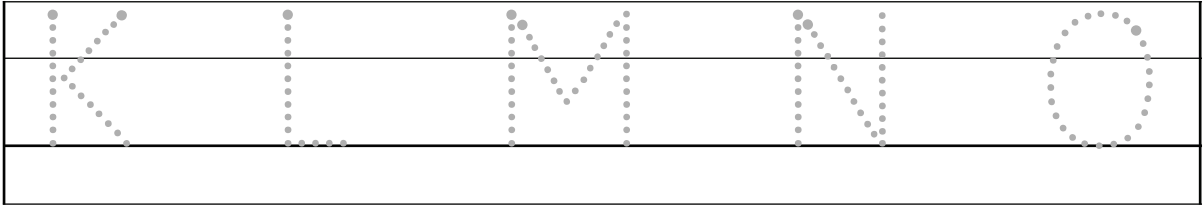
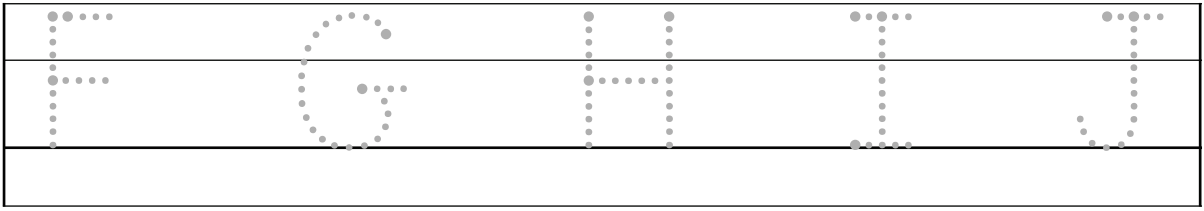


yellow

/'jeləʊ/

Writing Practice





Now write your name.

English for Libya Primary 1 has been specially developed for pupils in Primary Grade 1.

Components of English for Libya Primary 1

- Pupil's Book
- Activity Book
- Teacher's Book
- Audio
- Teacher Resources

The **Pupil's Book** presents new language and provides opportunities to practise English using a variety of reading and listening materials, including conversations, rhymes, stories and songs. It also contains a **Picture dictionary** of key vocabulary for each unit and word cards that pupils can cut out and use at home.

The **Activity Book** contains stimulating activities to consolidate learning and to practise reading and writing. Progressive handwriting exercises are designed to give pupils confidence and to prepare them for the beginning of independent writing.

The **Teacher's Book** contains an introduction with practical advice and procedures for using the course effectively. The underlying methodology is explained, and the teaching techniques used in the course are highlighted. Step-by-step procedures for individual lessons provide a solid framework for lesson preparation. Appendices at the end of the book provide essential reference for the teacher.

The **Audio** contains recordings of all the conversations, rhymes, stories and songs.

Teacher Resources accompanying the course comprise posters, picture cards and word cards. These can be used by the teacher to provide a more personalized set of material for stimulating classroom interaction.

For more resources, visit: www.englishforlibya.com يرجى زيارة الموقع لمصادر تعليمية إضافية

«عزيزي التلميذ محافظتك على الكتاب المدرسي قيمة حضارية»