




State of Libya
Ministry of Education
Curricula and Educational Research Centre

21st CENTURY

English for Libya

Primary 2 Pupil's Book



1440-1441 هـ


جميع 2019-2020 م - مركز المناهج التعليمية والبحوث التربوية - ليبيا

Garnet
EDUCATION



English for Libya

Primary 2 Pupil's Book



Garnet
EDUCATION

English for Libya Primary 2 Pupil's Book
State of Libya
Ministry of Education
Curricula and Educational Research Centre

Published by

Garnet Publishing Ltd.
8 Southern Court, South Street,
Reading RG1 4QS, UK

First edition, copyright © 2019 Garnet Publishing Ltd.

The right of the authors to be identified as authors of this work has been asserted by them in accordance with the Copyright, Designs and Patents Act 1988.

All rights reserved. No part of this publication may be reproduced, stored in a retrieval system, or transmitted in any form or by any means, electronic, mechanical, photocopying, recording, or otherwise, without the prior written permission of the C.E.R.C (Libya). Any person who does any unauthorized act in relation to this publication may be liable to criminal prosecution and civil claims for damages.

إشراف: لجنة من مركز المناهج التعليمية والبحوث التربوية

CONTENTS

Unit 1 The Alphabet.....	7
Unit 2 About Me.....	17
Unit 3 Healthy Food.....	29
Unit 4 My Home	41
Unit 5 My Clothes	53
Unit 6 Family Trees.....	65
Unit 7 Hobbies And Talents.....	77
Unit 8 Feelings	89
Project.....	100
Story	102
Songs And Rhymes	104
Picture Dictionary	109

Book Map

	UNIT 1 The Alphabet Page 7	UNIT 2 About Me Page 17	UNIT 3 Healthy Food Page 29	UNIT 4 My Home Page 41
The Alphabet and Phonics	<ul style="list-style-type: none"> • (a-z) a, b, c, d, e, f, g, h, i, j, k, l, m, n, o, p, q, r, s, t, u, v, w, x, y, z 	<ul style="list-style-type: none"> • oa, boat, coat • ee, tree, bee • ue, glue, blue • oo, moon, zoo, foot, book • th, bathroom, three, this, that • ch, chicken, cheese • sh, fish, sheep 	<ul style="list-style-type: none"> • or, fork, popcorn • ie, pie, tie • ng, king, ring • ou, mouth, mouse 	<ul style="list-style-type: none"> • oi, point, oil • ar, car, star • er, tiger, water
Theme vocabulary	<ul style="list-style-type: none"> • sun, apple, taxi, pizza, ink, nose, car, kite, elephant, house, rabbit, monkey, dog, girl, orange, umbrella, lemon, flower, ball, jam, watch, van, yo-yo, x-ray, queen, zebra 	<ul style="list-style-type: none"> • head, nose, ear, hand, eye, mouth, body, arm, foot, leg, hair, elbow • This is my friend. • He has ... • my picture • the park • bag, bin, board, book, chair, clock, desk, glue, pencil case, pencils, pens, rubber, ruler 	<ul style="list-style-type: none"> • I like fruit. banana, mango, strawberry, grapes, pear, watermelon, dates, café, menu, sandwich, pizza, burger, juice, water, milkshake, ice-cream, lunchbox, hungry, thirsty • In my lunchbox there is ... • healthy, plate, apple, bread, fish, chicken, orange, banana, eggs, cheese, steak, cucumber, carrot, rice, tomato, water 	<ul style="list-style-type: none"> • bedroom, kitchen, bathroom, dining room, sitting room, garden, table, wardrobe • shelf, picture, lamp, bed, bin, skates, trainers, laptop • Here's my house.
High-frequency words and phrases	<ul style="list-style-type: none"> • Hello. How are you? • I'm very well, thanks. • What's your name? I'm ... • How old are you? • I'm ... Goodbye. • red, blue, yellow, green, orange, pink • Numbers 1-10 	<ul style="list-style-type: none"> • Hello. What's your name? • What's his/her name? • How old are you? • What's this? • It's a ... • How many ...? Five. • Yes! No! • How are you? • I'm very well, thanks. I'm fine. • I'm not very well! • open, draw, close, stand up, sit down, hands up, hands on your head, turn around, clap your hands, stamp your feet, touch your toes • How many ... are there? There are five. 	<ul style="list-style-type: none"> • I like .../I don't like ... • He likes .../She likes ... • What do you like? • What's your favourite fruit? • It's a lemon. It's an orange. • Do you want a/an some ...? • Here you are. • No, thank you. • Yes, please. • I want a/an ... • I'm (not) hungry. • I'm thirsty. • What do you have ...? • I have ... 	<ul style="list-style-type: none"> • Where's the ...? • In the .../It's in the ... • On the .../It's on the ... • under, next to, between • What's in your bedroom? • What can you see? • I can see a ... • Where's ...? • In the sitting room. • I have a car. • I have books. • Right! Wrong!

Icon Key



Ask and answer



Count



Do



Draw



Listen and do



Listen, and find



Listen, draw, circle, tick or cross



Listen, look and say



Listen, point and say



Look and find



Look and say



Make

UNIT 5 My Clothes Page 53	UNIT 6 Family Trees Page 65	UNIT 7 Hobbies And Talents Page 77	UNIT 8 Feelings Page 89
<ul style="list-style-type: none"> T-shirt, trousers, skirt, shirt, dress, trainers, hat, skates, socks, shoes, jacket big, small, long, short blue trousers, a red T-shirt 	<ul style="list-style-type: none"> mum, dad, grandma, grandpa, sister, cousins, birthday, family Happy Birthday! party 	<ul style="list-style-type: none"> sing, draw, ride a bike, jump, play football, swim, fly, run, watch TV, cook, sleep, do, play basketball, climb can/can't 	<ul style="list-style-type: none"> thirsty, hungry happy, fine, sad fun, fun park, helter-skelter, big wheel, swing, slide, roundabout, seesaw
<ul style="list-style-type: none"> I'm wearing ... He's/She's wearing a black ... It's long. They're short. She has a bag. How many shoes? Numbers 11-20 What colour? I have a brother. His name is ... He's ... 	<ul style="list-style-type: none"> Who is this? It's her grandpa. Where's her grandma? My mum is short. His dad is tall. He's at home. They're at the café. Days of the week Who is Matt? It's his dad. Help me! Numbers 1-20 He's under the chair. On Saturday, we clean the house. On Sunday, we go shopping. On Monday, ... 	<ul style="list-style-type: none"> Can you sing? Can you draw ...? Yes, I can. No, I can't. I can jump. I can't play football. Which animal? It can ... It can't ... It has 8 legs. On Saturday, I watch TV in the sitting room. I watch TV on ... 	<ul style="list-style-type: none"> I like .../I don't like ... I'm thirsty/hungry. I want ... Do you want ...? Yes, please. No, thank you. Here you are. What's her/his name? Her/His name is ... Where is my ...? I can't find my ... How do you feel? How does ... feel? He has brown eyes. He is tall.



Listen, say
and find



Listen
and look



Listen,
and match



Listen,
and point



Listen
and say



Listen
and sing



Match



Read



Say



Sing




Trace



Trace
and say



Write



Unit 1

The Alphabet

- Lesson 1** p.8 the letters of the alphabet, Hello. How are you? I'm very well, thanks. What's your name? I'm Muna. How old are you? I'm 7. Goodbye. red, blue, yellow, green, orange, pink, Numbers 1-10
- Lesson 2** p.9 s, sun, a, apple, t, taxi, p, pizza
- Lesson 3** p.10 i, ink, n, nose, c, car, k, kite
- Lesson 4** p.11 e, elephant, h, house, r, rabbit, m, monkey, d, dog
- Lesson 5** p.12 g, girl, o, orange, u, umbrella, l, lemon
- Lesson 6** p.13 f, flower, b, ball, j, jam, w, watch, v, van
- Lesson 7** p.14 y, yo-yo, x, x-ray, q, queen, z, zebra
- Lesson 8** p.15 the letters of the alphabet

Unit 1

The Alphabet

Lesson 1



1 Listen and say.

Aa Bb Cc Dd Ee Ff Gg Hh Ii Jj Kk Ll Mm Nn



Oo Pp Qq Rr Ss Tt Uu Vv Ww Xx Yy Zz



2 Listen and say.



Hello! How are you?

I'm very well, thanks.

What's your name?


I'm Muna.

How old are you?

I'm 7. Goodbye!



3 Listen and say.



4 Listen and say.



1 2 3 4 5 6 7 8 9 10




1 Trace and say. Listen and say.




sun



apple



taxi



pizza

Aa

Bb

Cc

Dd

Ee

Ff

Gg

Hh

Ii

Jj

Kk

Ll

Mm

Nn

Oo

Pp

Qq

Rr

Ss

Tt

Uu

Vv

Ww

Xx

Yy

Zz



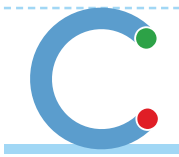
1 Trace and say. Listen and say.



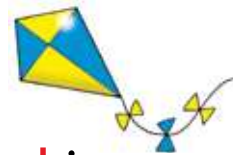
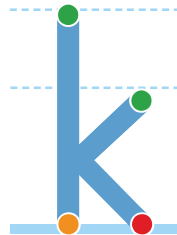
ink



nose



car




kite




1 Trace and say. Listen and say.



7




elephant




house



rabbit



monkey



dog

Aa

Bb

Cc

Dd

Ee

Ff

Gg

Hh

Ii

Jj

Kk

Ll

Mm

Nn

Oo

Pp

Qq

Rr

Ss

Tt

Uu

Vv

Ww


Xx

Yy

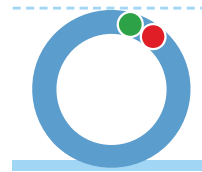
Zz



1 Trace and say. Listen and say.




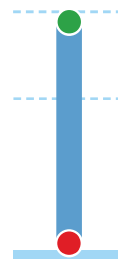
girl



orange



umbrella



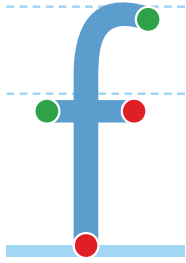
lemon




1 Trace and say. Listen and say.



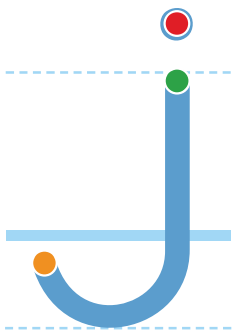
9




flower



ball



jam



watch



van

Aa

Bb

Cc

Dd

Ee

Ff

Gg

Hh

Ii

Jj

Kk

Ll

Mm

Nn

Oo

Pp

Qq

Rr

Ss

Tt

Uu

Vv

Ww

Xx

Yy

Zz



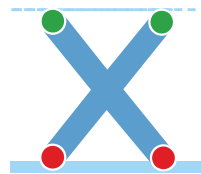
1 Trace and say. Listen and say.



10



y o-yo



x-ray



queen







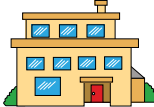















zebra



1 Listen and say.

11

Aa 	Bb 	Cc 	Dd 	Ee 
Ff 	Gg 	Hh 	Ii 	Jj 
Kk 	Ll 	Mm 	Nn 	Oo 
Pp 	Qq 	Rr 	Ss 	Tt 
Uu 	Vv 	Ww 	Xx 	
		Yy 	Zz 	



Aa
 Bb
 Cc
 Dd
 Ee
 Ff
 Gg
 Hh
 Ii
 Jj
 Kk
 Ll
 Mm
 Nn
 Oo
 Pp
 Qq
 Rr
 Ss
 Tt
 Uu
 Vv
 Ww
 Xx
 Yy
 Zz

Now I can ...

- say and write the alphabet.
- say “Hello.” and “Goodbye.”
- ask and answer questions.
- say colour words.
- count to 10.

1

2

3

4

5

6

7

8

9

10

Unit 2

About Me


- Lesson 1** p.18 Hello. What's your name? What's his/her
and p.19 name? How old are you? oa, boat, coat
- Lesson 2** p.20 Toy Shop, What's this? It's a book. How
many watches? Five.
- Lesson 3** p.21 Five Little Ducks
- Lesson 4** p.22 My Body, head, nose, ear, hand, eye, arm,
mouth, body, foot, leg, hair, elbow, This is
my friend. He has ...
- Lesson 5** p.23 How are you? I'm very well, thanks.
I'm fine. I'm not very well! open, draw,
close, stand up, sit down, hands up, hands
on your head, turn around, clap your
hands, stamp your feet, touch your toes
- Lesson 6** p.24 The Park, How many ... are there? There
and p.25 are 5 ... Yes! No! My Picture, ee, tree,
bee, ue, glue, blue
- Lesson 7** p.26 Letters And Sounds, oo, moon, zoo, foot,
book, th, bathroom, three, this, that, ch,
chicken, cheese, sh, fish, sheep
- Lesson 8** p.27 My Classroom, bag, bin, board, book,
chair, clock, desk, glue, pencil case, pencils,
pens, rubber, ruler

Hello.



1 Listen, look and say.

12



Hello. What's your name?





I'm _____.

What's your name?



2 Listen, look and say.

13



Hello! How old are you?

3 Ask and answer.



What's your name?



Muna.



How old are you?



7.



4 Listen and say.

14

oo



boat



coat

Aa

Bb

Cc

Dd

Ee

Ff

Gg

Hh

Ii

Jj

Kk

Ll

Mm

Nn

Oo

Pp

Qq

Rr

Ss

Tt

Uu

Vv


Ww

Xx

Yy

Zz

1 Listen and find.



What's this?



It's a book.



How many watches?







Five.

Five Little Ducks



1 Listen and sing.

16




Aa
Bb
Cc
Dd
Ee
Ff
Gg
Hh
Ii
Jj
Kk
Ll
Mm
Nn
Oo
Pp
Qq
Rr
Ss
Tt
Uu
Vv
Ww
Xx
Yy
Zz

My Body




1 Listen and say.

17



2 Listen and look.

18



How are you?



1 Listen and say. Ask and answer.

19

Hello! How are you?

How are you?

And how are you?

I'm very well, thanks.

I'm fine.

I'm not very well!

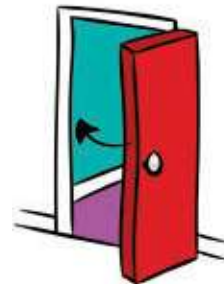


2 Look and say.

open

draw

close



3 Look, listen and sing.

20




Aa
Bb
Cc
Dd
Ee
Ff
Gg
Hh
Ii
Jj
Kk
Ll
Mm
Nn
Oo
Pp
Qq
Rr
Ss
Tt
Uu
Vv
Ww
Xx
Yy
Zz

The Park



1 Look and count.



2 Look, listen and say.

21

How many trees are there?

How many bags are there?

There are 5 bags.



2



5



Yes!

No!



My Picture



3 Listen, look and say.

22

ee

ue



tree



bee



glue




blue



4 Listen and number.

23



arm

☐

hand

☐

mouth

☐

head

☐

nose

☐

ear

☐

foot

☐

knee

☐

eye

☐

Aa

Bb

Cc

Dd

Ee

Ff

Gg

Hh

Ii

Jj

Kk

Ll

Mm

Nn

Oo

Pp

Qq

Rr

Ss

Tt

Uu

Vv

Ww

Xx

Yy

Zz

Letters And Sounds



1 Listen and say.

24

oo



moon



zoo

oo



foot



book

th




bathroom



three

th



this



that

ch




chicken



cheese

sh



fish



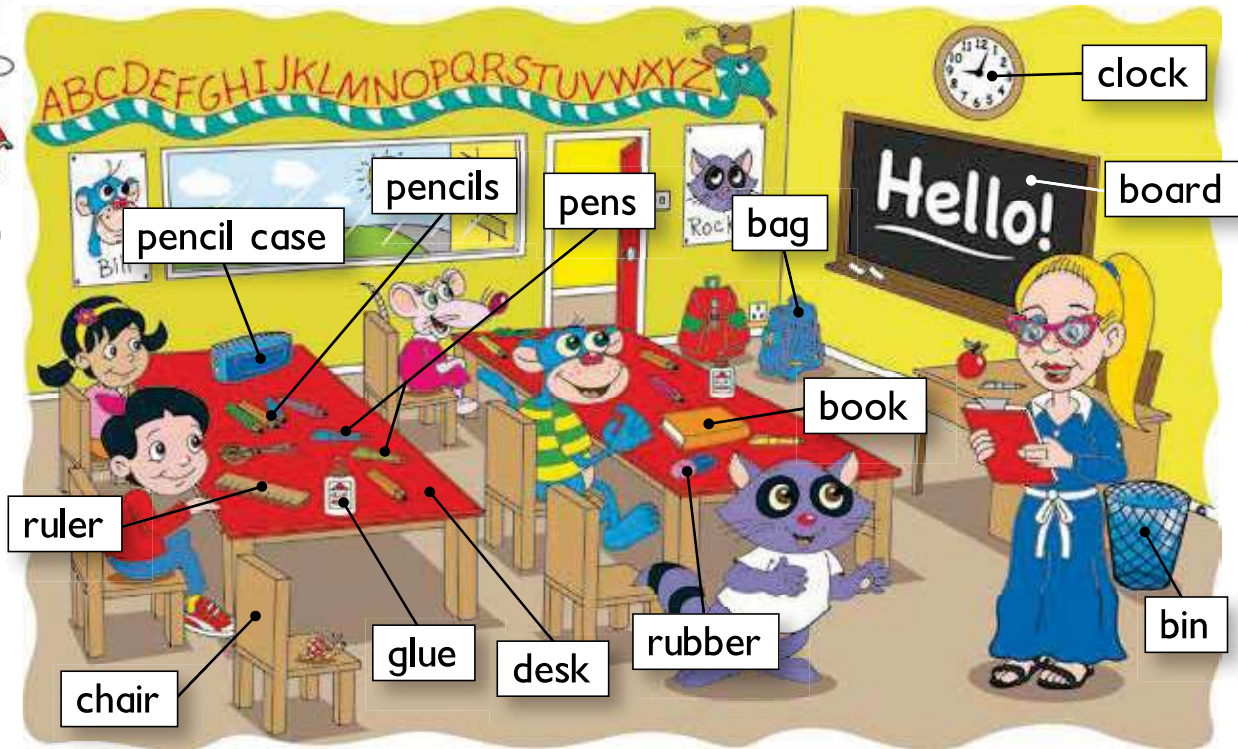
sheep

My Classroom

1 Listen and say. Ask and answer.



25



bag



bin



board



book



chair



clock



desk



glue



pencil case



pencils



pens



rubber



ruler



Aa
Bb
Cc
Dd
Ee
Ff
Gg
Hh
Ii
Jj
Kk
Ll
Mm
Nn
Oo
Pp
Qq
Rr
Ss
Tt
Uu
Vv
Ww
Xx
Yy
Zz

Now I can ...

- say “Hello” and ask questions.
- ask and answer about things.
- ask and answer “How many?”
- say body words.
- ask and answer “How are you?”
- say new letter sounds and words.

☐☐☐☐☐☐

Unit 3

Healthy Food


- Lesson 1** p.30 I like fruit, banana, mango, strawberry, grapes, pear, watermelon, dates, I like ..., I don't like ...
- Lesson 2** p.31 What's your favourite fruit? song
- Lesson 3** p.32 In The Café, menu, sandwich, pizza, burger, juice, water, milkshake, He likes ..., She likes ..., What do you like?
- Lesson 4** p.33 Do you want an orange? It's a lemon. It's an orange. watermelon, ice-cream, pizza, cake, sandwich
- Lesson 5** p.34 Do you want an orange? Do you want
and p.35 a mango? No, thank you. Yes, please. My School Lunch, In my lunchbox there is ...
- Lesson 6** p.36 The Menu, I want a ..., I want an
and p.37 ..., I'm hungry, I'm not hungry. I'm thirsty. Do you want a ...? Do you want some ..., Here you are. Thank you.
- Lesson 7** p.38 Letters And Sounds, or, fork, popcorn, ie, pie, tie, ng, king, ring, ou, mouth, mouse
- Lesson 8** p.39 What do you have ...? I have ..., My Healthy Plate, apple, bread, fish, chicken, orange, banana, eggs, cheese, steak, cucumber, carrot, ice, tomato, water

I like fruit.




1 Listen and say.

26



2 Listen, look and say.

27



3 Look and say.

I like watermelon.



I like pears.

I don't like bananas.




What's your favourite fruit?




1 Listen and sing.

28

The Fruit Song



2 Say.



I like _____.



I don't like _____.

I _____.



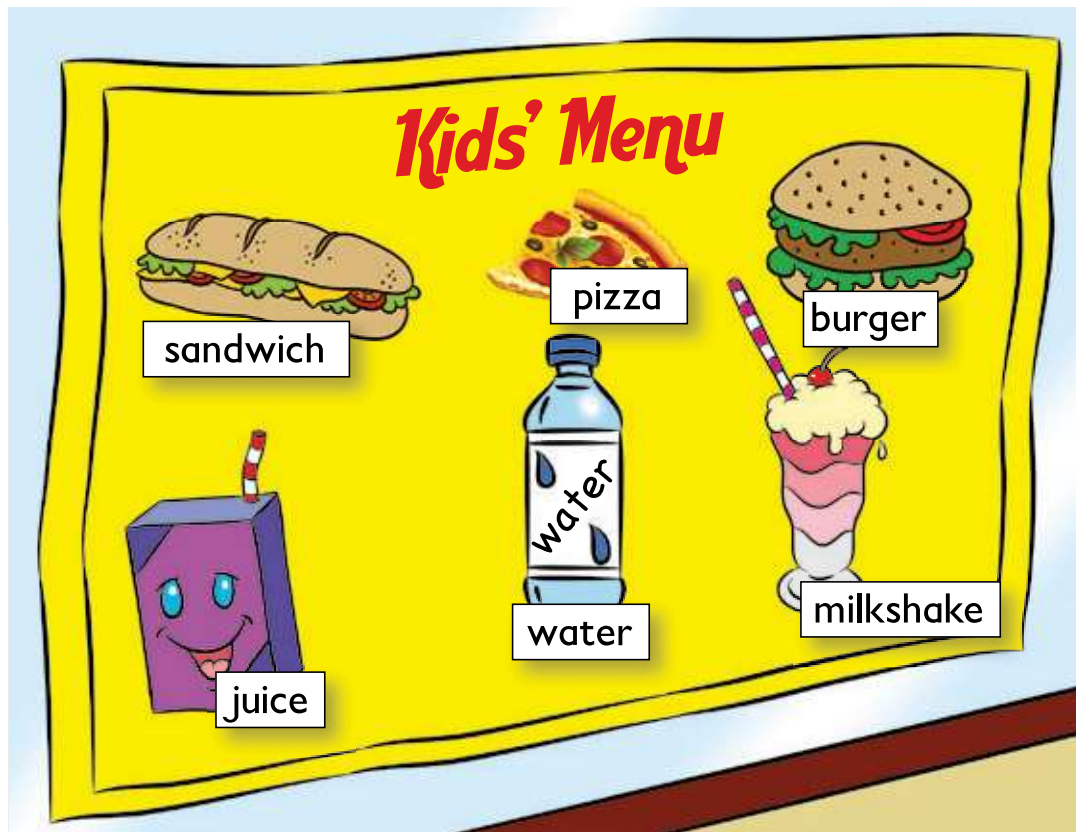
Aa
Bb
Cc
Dd
Ee
Ff
Gg
Hh
Ii
Jj
Kk
Ll
Mm
Nn
Oo
Pp
Qq
Rr
Ss
Tt
Uu
Vv
Ww
Xx
Yy
Zz

In The Café



1 Listen and say.

29



2 Listen, match and say.



30

1



2



3



4



5



6



He likes burgers.

She likes sandwiches.

What do you like?




Do you want an orange?



1 Listen and say **a** or **an**.


31



watermelon



ice-cream



pizza



cake



sandwich



2 Listen and tick (✓). Is it **a** or **an**?

32



a



an



a

an



a

an



a

an



a

an



a

an

Aa
Bb
Cc
Dd
Ee
Ff
Gg
Hh
Ii
Jj
Kk
Ll
Mm
Nn
Oo
Pp
Qq
Rr
Ss
Tt
Uu
Vv
Ww
Xx
Yy
Zz

Do you want ...?




1 Listen and say.


33



2 Ask and answer.




Do you want a mango?



Yes, please.



Do you want an orange?



No, thank you.

My School Lunch



3 Listen, say and find.

34



4 Listen, look and read.

35



In my lunchbox there is a sandwich, an apple and a banana, a cake and some water. Yummy!



5 Ask and answer.

Do you want some grapes?

No, thank you.

Yes, please.



Aa
Bb
Cc
Dd
Ee
Ff
Gg
Hh
Ii
Jj
Kk
Ll
Mm
Nn
Oo
Pp
Qq
Rr
Ss
Tt
Uu
Vv
Ww
Xx
Yy
Zz






The Menu



1 Listen and match.

36



					
Muna					
Adam					
Kareem					
Al-Hadi					



2 Look and say.



I want a _____.




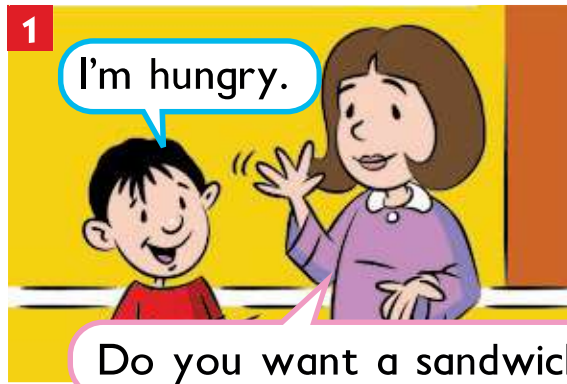
I want an _____.

I'm hungry.




3 Listen, look and say.

37



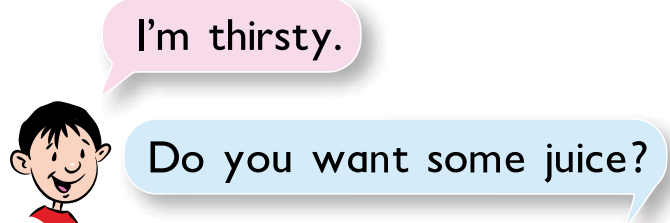
4 Ask and answer.



Yes, please.

Here you are.

Thank you.



Yes, please.

Here you are.

Thank you.



Aa
Bb
Cc
Dd
Ee
Ff
Gg
Hh
Ii
Jj
Kk
Ll
Mm
Nn
Oo
Pp
Qq
Rr
Ss
Tt
Uu
Vv
Ww
Xx
Yy
Zz

Letters And Sounds



1 Listen and say.

38

or



fork



popcorn

ie



pie



tie

ng



king




ring

ou



mouth




mouse

My Healthy Plate



1 Ask and answer.



What do you have on your healthy plate?



I have chicken, cheese, an orange and water.




2 Listen and tick (✓).

39



apple ☐



bread ☐



fish ☐



chicken ☐



steak ☐



cucumber ☐



carrot ☐




rice ☐



orange ☐



banana ☐



eggs ☐



cheese ☐



tomato ☐



water ☐

Aa
Bb
Cc
Dd
Ee
Ff
Gg
Hh
Ii
Jj
Kk
Ll
Mm
Nn
Oo
Pp
Qq
Rr
Ss
Tt
Uu
Vv
Ww
Xx
Yy
Zz

Now I can ...

- say what I like and don't like.
- say what my favourite fruit is.
- ask and answer "Do you want ...?"
- talk about my lunchbox.
- say what I want and don't want.
- say when I am hungry or thirsty.
- say new letter sounds and words.
- talk about healthy food.

☐☐☐☐☐☐☐☐

Unit 4

My Home

- Lesson 1** p.42 My Bedroom, bin, fish, car, kite, bus, net, duck, chair, Where's the car? On the mat.
- Lesson 2** p.43 Where's the monkey? in the box, on the box, under the box, The balls are under the hat.
- Lesson 3** p.44 Here's my house, Where's Muna? In the dining room. bedroom, bathroom, kitchen, sitting room, garden, Where's the ball? It's under the table. Where are the mangoes? They're on the table.
and p.45
- Lesson 4** p.46 What's in your bedroom? next to the box, between the boxes. in, on, under, next to, between, wardrobe, book, shelf, picture, lamp, bed, skates, bin, laptop, trainers
- Lesson 5** p.47 This is the way we ... song, The keys are under the chair. Right! The lemons are on the table. Wrong!
- Lesson 6** p.48 What can you see? I can see a bag. Where's the ball? It's under the table.
- Lesson 7** p.49 Find The Difference
- Lesson 8** p.50 Letters And Sounds, oi, point, oil, ar, and p.51 car, star, er, tiger, water, I have a car. I have books.

My Bedroom




1 Read and tick (✓) or cross (X).



bin ☐ fish ☐ car ☐ kite ☐ bus ☐
net ☐ duck ☐ chair ☐ laptop ☐



2 Ask and answer.



Where's the car?





On the mat.

Where's the monkey?





1 Listen, look and say.

40



2 Listen, point and say.

41



3 Read and match.



1 The balls are under the hat.

2 The ball is on the hat.

3 The balls are in the hat.

4 The balls are on the hat.

☐
☐
☐
☐

Aa
Bb
Cc
Dd
Ee
Ff
Gg
Hh
Ii
Jj
Kk
Ll
Mm
Nn
Oo
Pp
Qq
Rr
Ss
Tt
Uu
Vv
Ww
Xx
Yy
Zz

Here's my house.



1 Listen and say.

42

Where's Muna?

In the dining room.




Where's Al-Hadi?


In the bedroom.



Where's Kareem?

In the bathroom.





2 Ask and answer.

Where's the ball?

It's under the table.



Where are the mangoes?

They're on the table.



kite



cake



chairs



grapes

Aa
Bb
Cc
Dd
Ee
Ff
Gg
Hh
Ii
Jj
Kk
Ll
Mm
Nn
Oo
Pp
Qq
Rr
Ss
Tt
Uu
Vv
Ww
Xx
Yy
Zz

What's in your bedroom?



1 Listen, look and say.

43



next to the box



between the boxes



2 Listen, find and say **Yes** or **No**.

44


in

on

under

next to

between




This is the way we ...



1 Listen and sing.

45



2 Play a game.

The keys are under the chair.

Right!

Wrong!

The lemons are on the table.




Aa
Bb
Cc
Dd
Ee
Ff
Gg
Hh
Ii
Jj
Kk
Ll
Mm
Nn
Oo
Pp
Qq
Rr
Ss
Tt
Uu
Vv
Ww
Xx
Yy
Zz

What can you see?



1 Listen, look and say **Yes** or **No**.

46



2 Ask and answer.

What can you see?

I can see a bag.

Where's the ball?

It's under the table.



Find The Difference



1 Find and say.



Aa
Bb
Cc
Dd
Ee
Ff
Gg
Hh
Ii
Jj
Kk
Ll
Mm
Nn
Oo
Pp
Qq
Rr
Ss
Tt
Uu
Vv
Ww
Xx
Yy
Zz

Letters And Sounds



1 Listen and say.

47

oi



point



oil

ar



car



star

er



tiger



water

I have a ...

I have ...



2 Look and say.



I have a car.



I have books.

Aa
Bb
Cc
Dd
Ee
Ff
Gg
Hh
Ii
Jj
Kk
Ll
Mm
Nn
Oo
Pp
Qq
Rr
Ss
Tt
Uu
Vv
Ww
Xx
Yy
Zz

Now I can ...

- say bedroom words.
- say where things are.
- say house words.
- talk about pictures.
- find the difference.
- say new letter sounds.
- say what I have.

☐☐☐☐☐☐☐

Unit 5

My Clothes


- Lesson 1 p.54** I'm wearing ..., T-shirt, trousers, skirt, shirt, dress, trainers, hat, skates, socks, jacket, shoes, I'm wearing blue trousers/ a skirt and a shirt/a dress/a red T-shirt.
- Lesson 2 p.55** How many shoes? Numbers 11–15, How many trainers are there? 13, How many shoes are there? 12, How many ...?
- Lesson 3 p.56** My shoes are big. big, small, long, short, song
- Lesson 4 p.57** It's long. They're short. The skirt. The trousers. Numbers 16–20
- Lesson 5 p.58** Layla's wearing a black skirt. She's wearing a black skirt and a blue shirt. She's wearing shoes. She has a bag.
- Lesson 6 p.59** Muna Has A Kite. Al-Hadi has a basketball. Adam has a watch. Kareem has a car. I have a ..., What colour?
- Lesson 7 p.60** My name's Sami, My name is Al-Hadi.
and p.61 I am 8. I have a brother. His name is Kareem. He's 6. I have a sister. Her name is Muna. She's 7.
- Lesson 8 p.62** Story – Little Red Riding Hood
and p.63

I'm wearing ...



1 Listen, look and say.

48




2 Ask and answer.

I'm wearing a dress.

I'm wearing a skirt and a shirt.

I'm wearing blue trousers.

I'm wearing a red T-shirt.



How many shoes?



1 Listen, look and say.

49

11

12

13


14

15



2 Listen, look and say.

50



3 Ask and answer.



How many trainers are there?

How many shoes are there?

How many ...?

13

12



Aa
Bb
Cc
Dd
Ee
Ff
Gg
Hh
Ii
Jj
Kk
Ll
Mm
Nn
Oo
Pp
Qq
Rr
Ss
Tt
Uu
Vv
Ww
Xx
Yy
Zz

My shoes are big.



1 Listen, look and say.

51




big



small



long



short



2 Listen and sing.

52

Kareem, put your trainers on.




It's long.



1 Listen and say.

53



2 Ask and answer.

It's long.

They're short.

The skirt.

The trousers.



3 Listen and say.

54



Aa
Bb
Cc
Dd
Ee
Ff
Gg
Hh
Ii
Jj
Kk
Ll
Mm
Nn
Oo
Pp
Qq
Rr
Ss
Tt
Uu
Vv
Ww
Xx
Yy
Zz

Layla's wearing a black skirt.



1 Listen, look and find.

55

She's wearing a black skirt and a blue shirt. She's wearing shoes. She has a bag.

Layla!



Layla



John



Bill



Tariq



2 Play a game.



Sara



Iman



Mohammed



Noor



Rida



Sally



Peter




Taher

Muna Has A Kite.



1 Look, read and say.



2 Play a game.

I have a ...

What colour?




Aa
Bb
Cc
Dd
Ee
Ff
Gg
Hh
Ii
Jj
Kk
Ll
Mm
Nn
Oo
Pp
Qq
Rr
Ss
Tt
Uu
Vv
Ww
Xx
Yy
Zz

My name's Sami.

1 Listen, find and write.



56




2 Look and say.




My name is Al-Hadi. I am 8.



I have a brother. His name is Kareem. He's 6.



I have a sister.
Her name is
Muna. She's 7.



you

I have ...

Aa
Bb
Cc
Dd
Ee
Ff
Gg
Hh
Ii
Jj
Kk
Ll
Mm
Nn
Oo
Pp
Qq
Rr
Ss
Tt
Uu
Vv
Ww
Xx
Yy
Zz

Little Red Riding Hood




1 Listen, look and read.



57





Aa
Bb
Cc
Dd
Ee
Ff
Gg
Hh
Ii
Jj
Kk
Ll
Mm
Nn
Oo
Pp
Qq
Rr
Ss
Tt
Uu
Vv
Ww
Xx
Yy
Zz

Now I can ...

- say clothes words.
- count to 20.
- use *big, small, long, short*.
- talk about pictures.
- say what people have.
- talk about brothers and sisters.
- listen to and read a story.

☐☐☐☐☐☐☐

Unit 6

Family Trees

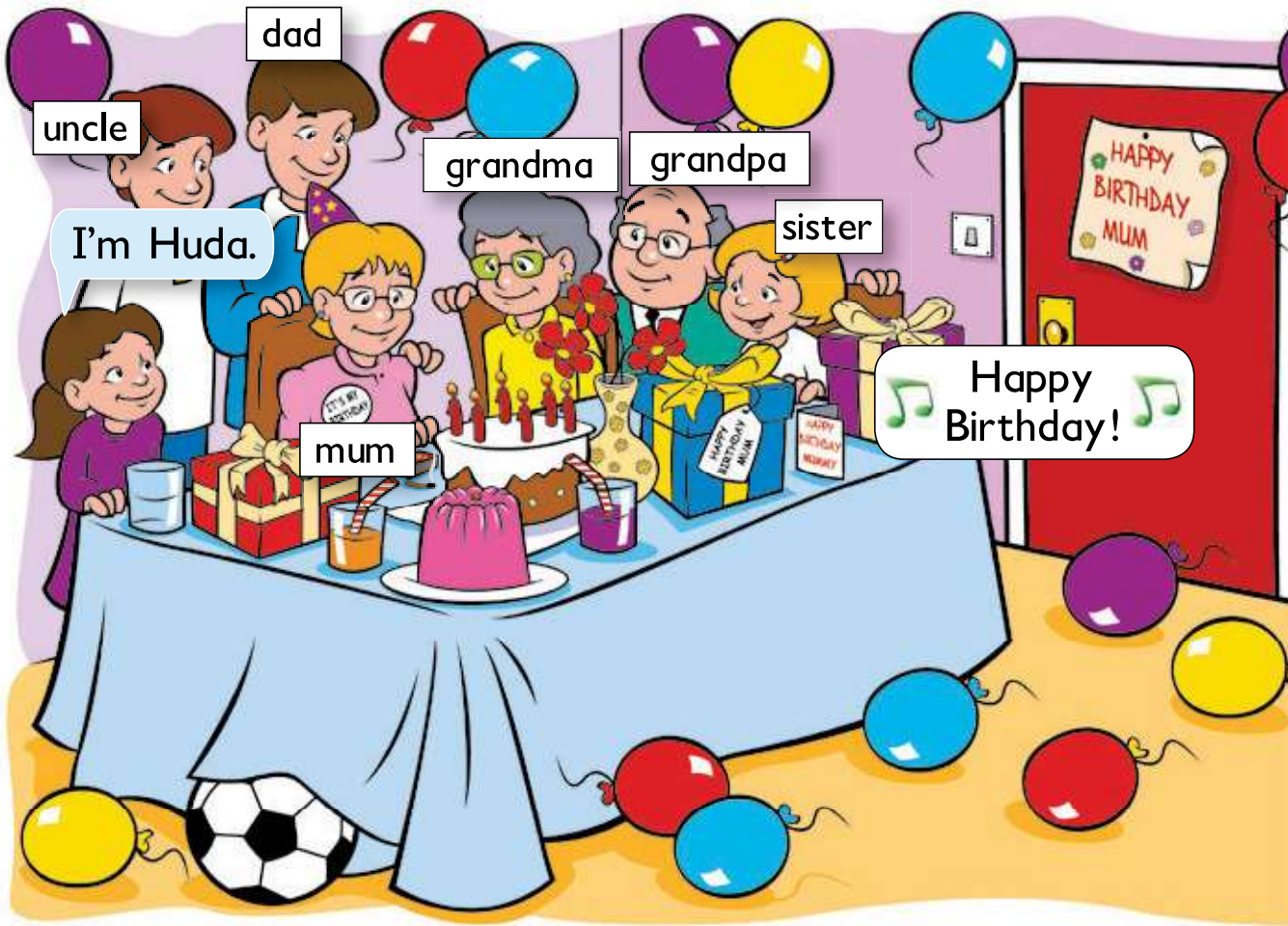
- Lesson 1 p.66** Mum's Birthday, Who's this? It's
and p.67 her grandpa. Where's her grandma? She's next to mum. Where are her cousins? They're on the floor.
- Lesson 2 p.68** Tom's Family, Tom's sister is young. His dad is tall. tall, short, old, young. My mum is short. My dad is tall.
- Lesson 3 p.69** Where are mum and dad? at the café, at the market, at the fun park, at home, at school, Where's Kareem? He's at home. Where are dad and grandpa? They're at the café.
- Lesson 4 p.70** Days Of The Week, Sunday, Monday, Tuesday, Wednesday, Thursday, Friday, Saturday, song
- Lesson 5 p.71** Tom's Family Tree, This is my family tree. Who is Matt? It's his dad.
- Lesson 6 p.72** Help me! Numbers 1–20
- Lesson 7 p.73** Muna's Party, He's under the chair. Kareem.
- Lesson 8 p.74** My Week, On Saturday, we clean
and p.75 the house. On Sunday, we go shopping. On Monday, we ..., cook, go to the park, have a big lunch, have a picnic, visit Grandma.

Mum's Birthday



1 Listen, look and say.

58



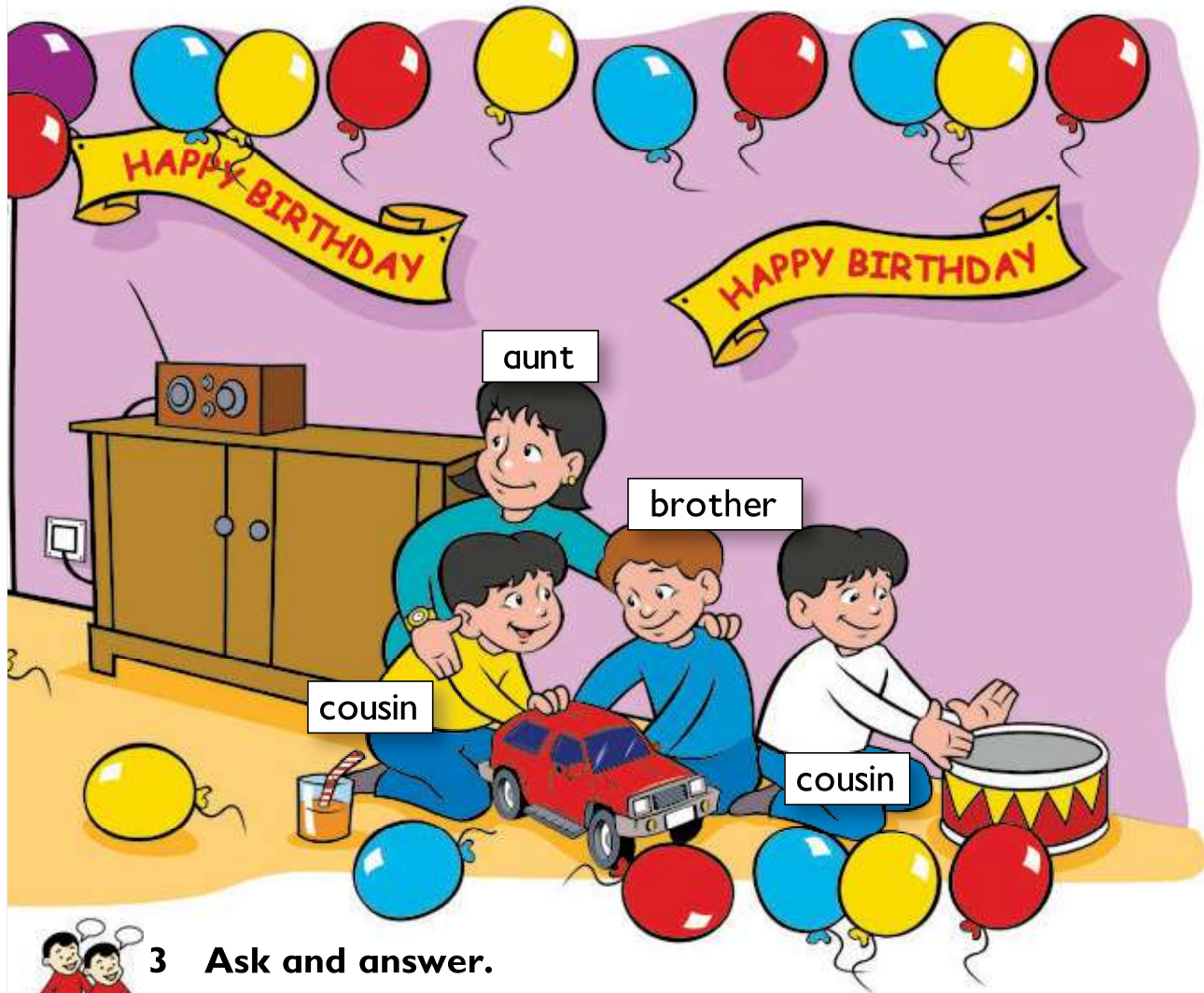
2 Play a game. Ask and answer.



Who's this?

It's her grandpa.





3 Ask and answer.

Where's her grandma?

She's next to mum.

Where are her cousins?

They're on the floor.


Aa
Bb
Cc
Dd
Ee
Ff
Gg
Hh
Ii
Jj
Kk
Ll
Mm
Nn
Oo
Pp
Qq
Rr
Ss
Tt
Uu
Vv
Ww
Xx
Yy
Zz

Tom's Family



1 Listen and look.

59



2 Talk about your family.



My mum is short.

My dad is tall.



Where are mum and dad?



1 Listen, look and say.

60

61



at the café



at the market



at home



at the fun park



at school



2 Ask and answer.

Where's Kareem?

He's at home.

Where are dad and grandpa?

They're at the café.




Aa
Bb
Cc
Dd
Ee
Ff
Gg
Hh
Ii
Jj
Kk
Ll
Mm
Nn
Oo
Pp
Qq
Rr
Ss
Tt
Uu
Vv
Ww
Xx
Yy
Zz

Days Of The Week



1 Listen, look and find.

62



2 Listen and sing.

7 Days Song

63

Sunday, Monday, Tuesday, Wednesday, Thursday, Friday and Saturday, too.

1, 2, 3, 4, 5, 6, 7 days.


I like Fridays. How about you?

Tom's Family Tree



1 Listen and point.

64



2 Read. Play a game.



This is my family tree.



Who is Matt?

It's his dad.



Aa
Bb
Cc
Dd
Ee
Ff
Gg
Hh
Ii
Jj
Kk
Ll
Mm
Nn
Oo
Pp
Qq
Rr
Ss
Tt
Uu
Vv
Ww
Xx
Yy
Zz

Numbers




1 Listen, find and say.

65



2 Listen, look and say the numbers.

66



Muna's Party



1 Listen, say and find.

67



2 Ask and answer.



He's under the chair.



Kareem.

Aa
Bb
Cc
Dd
Ee
Ff
Gg
Hh
Ii
Jj
Kk
Ll
Mm
Nn
Oo
Pp
Qq
Rr
Ss
Tt
Uu
Vv
Ww
Xx
Yy
Zz

My Week



1 Listen, look and read.



68

On Saturday, we clean the house.



On Sunday, we go shopping.




On Monday, we cook.




On Tuesday, we go to the park.



On Wednesday, we have a big lunch.



On Thursday, we have a picnic.



On Friday, we visit Grandma.



Aa
Bb
Cc
Dd
Ee
Ff
Gg
Hh
Ii
Jj
Kk
Ll
Mm
Nn
Oo
Pp
Qq
Rr
Ss
Tt
Uu
Vv
Ww
Xx
Yy
Zz

Now I can ...

- talk about families.
- say where people are.
- use *young, old, tall, short*.
- ask and answer questions.
- say the days of the week.
- say activity words.

☐☐☐☐☐☐

Unit 7

Hobbies And Talents

- Lesson 1 p.78** Can you sing? draw, ride a bike, play football, swim, sing, play basketball, Can you draw? Yes, I can. Can you ride a bike? No, I can't.
- Lesson 2 p.79** I can ..., I can't jump. I can play the drum. I can play football. I can run fast. I can draw. I can't ride a bike.
- Lesson 3 p.80** Can it ...? Can it fly? Yes. Can it run? No. Can it climb? Can it jump? Is it an insect?
- Lesson 4 p.81** On Saturday, I watch TV in the sitting room. I do my homework in my bedroom. I play football at school. I eat in the kitchen. I ride my bike in the park. I sleep in my bedroom.
- Lesson 5 p.82** I watch TV on ..., I ride, I eat, I play, I sleep, I do, ... on Saturday/Monday ...
- Lesson 6 p.83 and p.84** Sam's Afternoon, make a book
- Lesson 7 p.85** Which animal? It can't jump. It has 8 legs. It can ..., It likes ... It can climb. It can't fly. It has 2 arms and legs. It's brown. The monkey!
- Lesson 8 p.86 and p.87** Story – The Rabbit And The Tortoise

Can you sing?



1 Listen, look and say.

69



draw



ride a bike



play football



swim



sing



play basketball



2 Ask and answer.



Can you draw?

Can you ride a bike?

Yes, I can.

No, I can't.




I can ...

I can't ...



1 Listen, look and say.

70



2 Read and match.

1



I can draw.


☐

2



I can't play football.


☐

3



I can't ride a bike.


☐

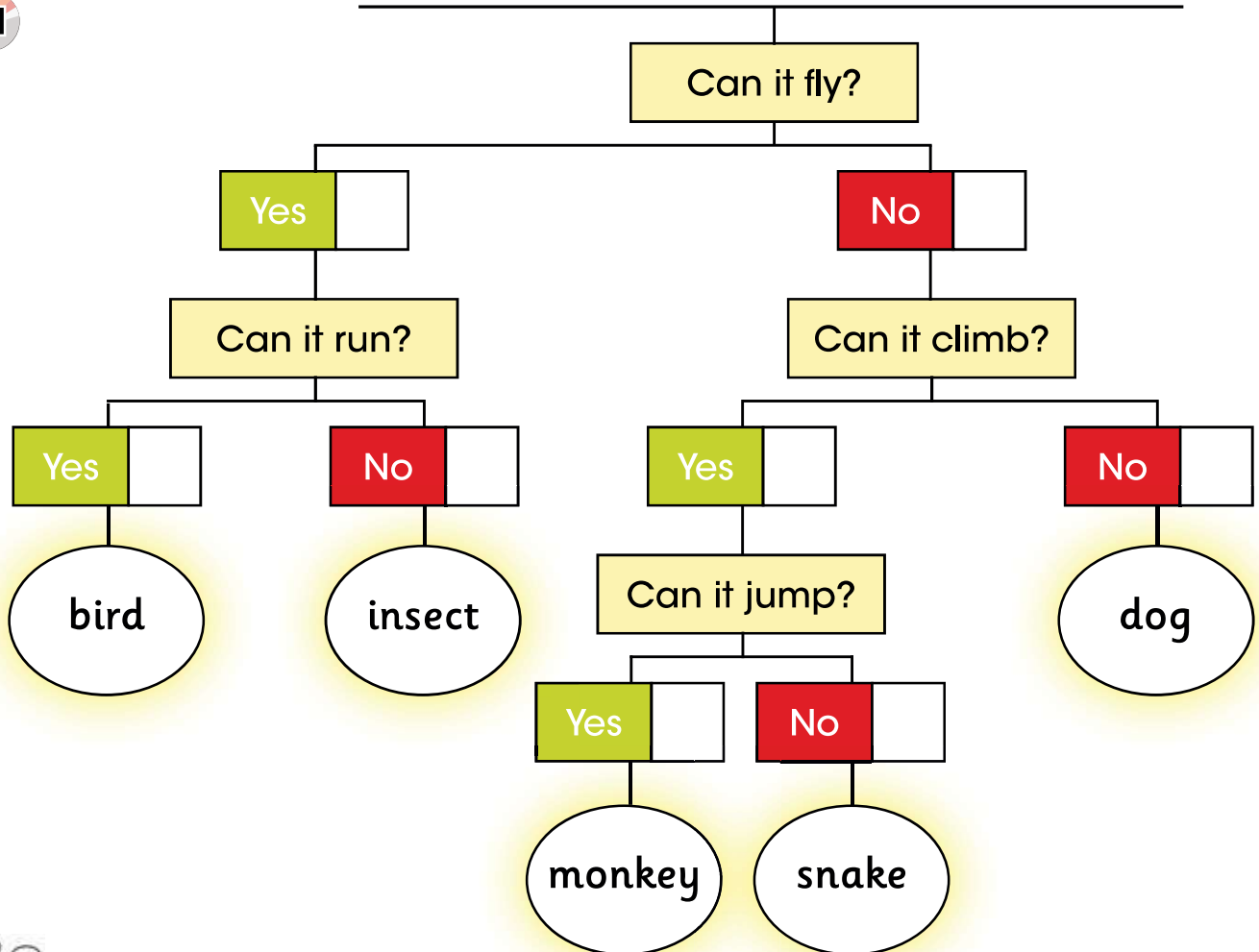
Aa
Bb
Cc
Dd
Ee
Ff
Gg
Hh
Ii
Jj
Kk
Ll
Mm
Nn
Oo
Pp
Qq
Rr
Ss
Tt
Uu
Vv
Ww
Xx
Yy
Zz

Can it ...?




1 Listen and find.

71



2 Ask and answer.



Can it fly?

Yes.

Can it run?

No.

Is it an insect?

Yes.



On Saturday



1 Listen and match.

72



I watch TV in
the sitting room.



I do my homework
in my bedroom.



I play football
at school.



I eat in the kitchen.



I ride my bike
in the park.



I sleep in
my bedroom.

Aa

Bb

Cc

Dd

Ee

Ff

Gg

Hh

Ii

Jj

Kk

Ll

Mm

Nn

Oo

Pp

Qq

Rr

Ss

Tt

Uu

Vv

Ww

Xx

Yy

Zz

I watch TV on ...



1 Listen, look and say.

73

1

I watch TV

2

I ride

3

I eat

4

I play

5

I sleep

6

I do



2 Make sentences.

I +



on

I +



on

I +



on

I +



on

Saturday.

Monday.

Friday.



1 Listen and read.



74

Sam's Afternoon

I eat lunch.



I watch TV.



I help dad.



I clean my room.



I play games.



I draw pictures.



Aa
Bb
Cc
Dd
Ee
Ff
Gg
Hh
Ii
Jj
Kk
Ll
Mm
Nn
Oo
Pp
Qq
Rr
Ss
Tt
Uu
Vv
Ww
Xx
Yy
Zz



2 Make a book.



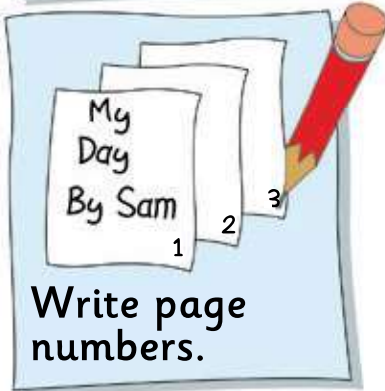
Write the title.



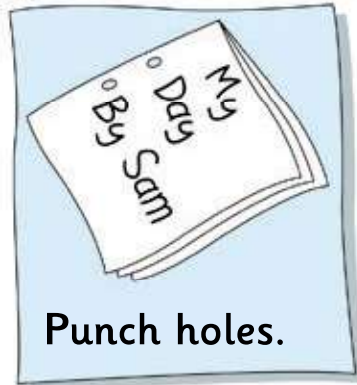
Draw.



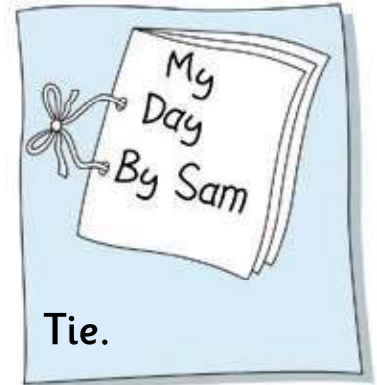
Write.



Write page numbers.



Punch holes.



Tie.



3 Read.





Which animal?

1 Listen, say and find.

75

It can't jump. It has 8 legs.

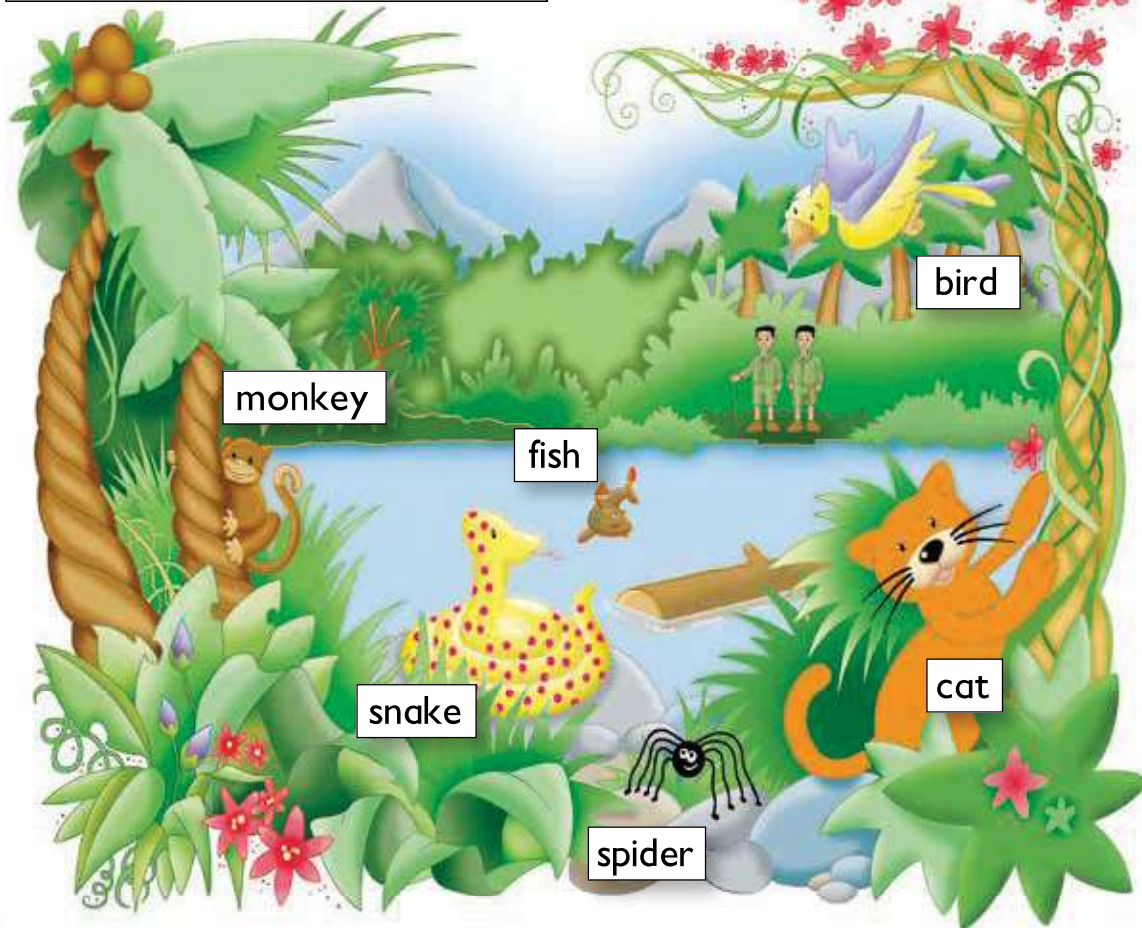
It can fly and it can sing.

It has no legs.

It can swim but it can't run.

It can climb up a tree.

It likes bananas!



2 Play a game.



It can climb. It can't fly. It has 2 arms and legs. It's brown.



The monkey!

Aa
Bb
Cc
Dd
Ee
Ff
Gg
Hh
Ii
Jj
Kk
Ll
Mm
Nn
Oo
Pp
Qq
Rr
Ss
Tt
Uu
Vv
Ww
Xx
Yy
Zz

The Rabbit And The Tortoise




1 Listen, look and read.



76





Aa
Bb
Cc
Dd
Ee
Ff
Gg
Hh
Ii
Jj
Kk
Ll
Mm
Nn
Oo
Pp
Qq
Rr
Ss
Tt
Uu
Vv
Ww
Xx
Yy
Zz

Now I can ...

- say what I can do.
- say what people can and can't do.
- say what animals can and can't do.
- say what I do on Saturdays.
- say when I do activities.
- talk about my afternoon.
- make a book.
- listen to and read a story.

☐☐☐☐☐☐☐☐

Unit 8

Feelings

Lesson 1 p.90 Food And Drink, I like ice-cream, I don't like fish, I'm thirsty. Do you want some juice? Yes, please. Here you are. Thank you.

Lesson 2 p.91 Story – The Hungry Mouse

Lesson 3 p.92 I'm Happy ..., What's her name? Her name is Nadia. What's his name? His name is Bill.

Lesson 4 p.93 I am happy! happy, fine, sad, Where is my football? I can't find my football. How does Kareem feel?

Lesson 5 p.94 Having fun! helter-skelter, big wheel, swing, slide, roundabout, seesaw, How do you feel? happy, sad

Lesson 6 p.95 At The Fun Park, How do you feel? I'm sad. I'm thirsty. I'm hungry. I'm happy.

Lesson 7 p.96 Sami's Friends, He has brown eyes. He is tall. He is sad. He can play football. Sami has ..., Mazin is ...

Lesson 8 p.97 Adam's Goodbye song

Food And Drink



1 Listen, look and say.

77

I like ice-cream.

I don't like fish.



2 Ask and answer.


I'm thirsty.

Do you want some juice?

Yes, please.

Here you are.

Thank you.




The Hungry Mouse



1 Listen, look and read.



78



Aa
Bb
Cc
Dd
Ee
Ff
Gg
Hh
Ii
Jj
Kk
Ll
Mm
Nn
Oo
Pp
Qq
Rr
Ss
Tt
Uu
Vv
Ww
Xx
Yy
Zz

I'm happy!



1 Listen and sing.

79



2 Ask and answer.



What's her name?



What's his name?

Her name is
Nadia. N-a-d-i-a.



His name is
Bill. B-i-l-l.



Kareem



Nadia



Muna



Bill

I am happy!




1 Listen, look and write.

happy fine sad



80



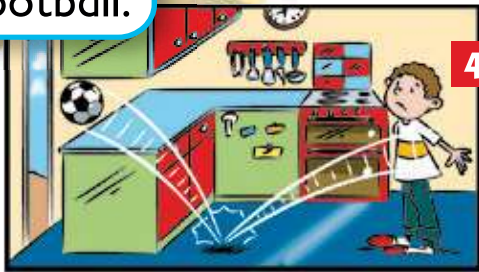


2 Listen, match and say.

Where is my football?



81



How does Kareem feel?

Aa
Bb
Cc
Dd
Ee
Ff
Gg
Hh
Ii
Jj
Kk
Ll
Mm
Nn
Oo
Pp
Qq
Rr
Ss
Tt
Uu
Vv
Ww
Xx
Yy
Zz


Having fun!



1 Listen, look and say.

82

83



2 Listen and match.

84

How do you feel?



happy




sad

Kareem

Muna

Al-Hadi

Nadia




At The Fun Park



1 Listen, look and point.

85



2 Who is speaking? Look, read and say.



How do you feel?

I'm sad.



I'm thirsty.



I'm happy.



I'm hungry.




Aa
Bb
Cc
Dd
Ee
Ff
Gg
Hh
Ii
Jj
Kk
Ll
Mm
Nn
Oo
Pp
Qq
Rr
Ss
Tt
Uu
Vv
Ww
Xx
Yy
Zz

Sami's Friends



1 Listen and find.

86



2 Look, read and say the name.

He has brown eyes.



He is tall.

He is sad.

He can play football.



3 Talk about Sami and his friends.



Sami has ...



Mazin is ...

Adam's Goodbye



1 Listen, find and sing.

87

You like the park
And you like the zoo.
You like the big wheel
And the market, too.
We're your friends
So please don't go.
Adam, Adam, Adam
Adam says "No."


I like your family
And I like to play.
You're my friends
But I can't stay.
I'm going home
Back to space.
Adam, Adam, Adam
Adam says "Goodbye!"




Aa
Bb
Cc
Dd
Ee
Ff
Gg
Hh
Ii
Jj
Kk
Ll
Mm
Nn
Oo
Pp
Qq
Rr
Ss
Tt
Uu
Vv
Ww
Xx
Yy
Zz

Now I can ...

- say what food I like or don't like.
- offer food or drink.
- listen to and read a story.
- spell names.
- say words for feelings.
- say words for fun parks.
- describe a picture.

☐☐☐☐☐☐☐


Project, Story and Songs







Read and make.

Make a rocket for Adam the Astronaut to go home.





Aa

Bb

Cc

Dd

Ee

Ff

Gg

Hh

Ii

Jj

Kk

Ll

Mm

Nn

Oo

Pp

Qq

Rr

Ss

Tt

Uu

Vv

Ww

Xx

Yy

Zz

Goldilocks And The Three Bears



Listen, look and read.



88



Where's my house?

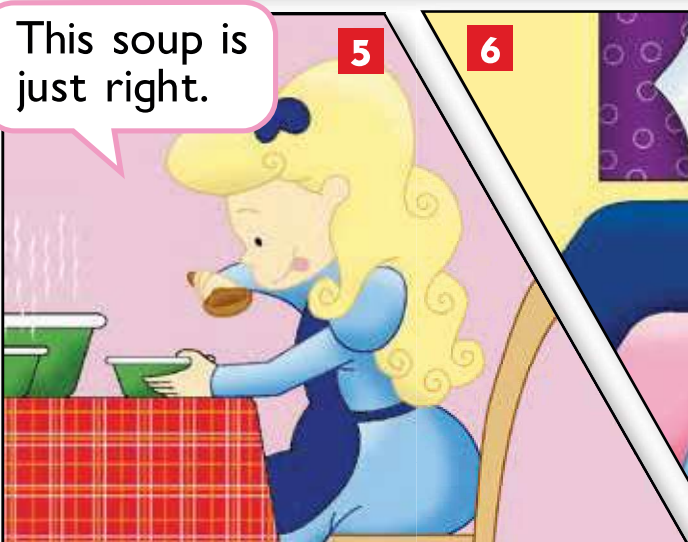
2



There's a house!



Oh dear!



This soup is just right.



This bed is just right.



Aa
Bb
Cc
Dd
Ee
Ff
Gg
Hh
Ii
Jj
Kk
Ll
Mm
Nn
Oo
Pp
Qq
Rr
Ss
Tt
Uu
Vv
Ww
Xx
Yy
Zz

Songs And Rhymes


Unit 2

16 Five Little Ducks

Five little ducks went swimming one day
Over the hills and far away.
Mummy duck said Quack! Come back!
But only four little ducks came back.



Four little ducks went swimming one day
Over the hills and far away.
Mummy duck said Quack! Come back!
But only three little ducks came back.



Three little ducks went swimming one day
Over the hills and far away.
Mummy duck said Quack! Come back!
But only two little ducks came back.



Two little ducks went swimming one day
Over the hills and far away.
Mummy duck said Quack! Come back!
But only one little duck came back.

One little duck went swimming one day
Over the hills and far away.
Mummy duck said Quack! Come back!
But no little ducks came swimming back.

No little ducks went swimming one day
Over the hills and far away.
Mummy duck said Quack! Come back!
And all the five little ducks came back.



20 If You're Happy ...

If you're happy and you know it, clap your hands.

If you're happy and you know it, clap your hands.

If you're happy and you know it and you really want to show it,

If you're happy and you know it, clap your hands.

If you're happy and you know it, stamp your feet.

If you're happy and you know it, stamp your feet.

If you're happy and you know it and you really want to show it,

If you're happy and you know it, stamp your feet.



Unit 3

28 The Fruit Song

Pears and mangoes.

Pears and mangoes.

Strawberries and dates.

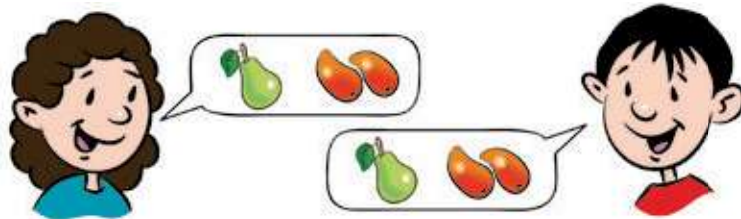
Strawberries and dates.

Apples are my favourite.

Apples are my favourite.

I like grapes.

I like grapes.



Unit 4

45 This Is The Way We ...

Here we go round the sitting room,
The sitting room, the sitting room.
Here we go round the sitting room
And we all sit down.

This is the way we read a book,
Read a book, read a book.
This is the way we read a book.
Now let's stand up again.

Here we go round the dining room,
The dining room, the dining room.
Here we go round the dining room
And we all sit down.

This is the way we eat ice-cream,
Eat ice-cream, eat ice-cream.
This is the way we eat ice-cream.
Now let's stand up again.



Unit 5

52 Kareem, put your trainers on.

Kareem, put your trainers on,
Kareem, put your trainers on,
Kareem, put your trainers on,
It's time to go to school.



Kareem, take them off again,
Kareem, take them off again,
Kareem, take them off again,
It's time to go to bed.



Unit 6

63 7 Days Song

Sunday, Monday, Tuesday, Wednesday,
Thursday, Friday, and Saturday, too.
1, 2, 3, 4, 5, 6, 7 days.
I like Fridays. How about you?

Unit 8

79 I'm Happy ...

I'm happy on Friday.
It's time for me to play.
I cook or draw or go shopping
And see my friends today.



I listen to some music
And then I watch TV.
Then all my friends come over
And play basketball with me.



Adam's Goodbye

You like the park
And you like the zoo.
You like the big wheel
And the market, too.
We're your friends
So please don't go.
Adam, Adam, Adam
Adam says "No."

I like your family
And I like to play.
You're my friends
But I can't stay.
I'm going home
Back to space.
Adam, Adam, Adam
Adam says "Goodbye!"



Picture Dictionary


arm



bag



banana



bathroom



bear



bed



bedroom



bee



big wheel



bike



bin



birthday




board




body



bread




burger



café



camel



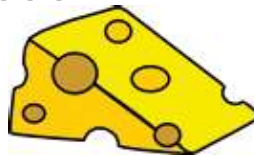
carrot



chair



cheese



chicken




clock



clown



cucumber



dates




desk



dining room



dolphin



dress



drum



ear



eye



foot



football



fork



fruit



fun park



garden



glue



goat



grapes



hand



hat



head



ice-cream



jacket



juice



king



kitchen



lamp



laptop




leg



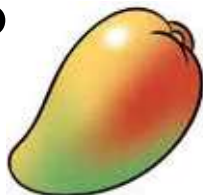
lion



lunchbox



mango



market



mat



milk



milkshake



monkey



mouse



mouth



nose



oil




park



party




pear




pencil case



pencils



pens



picnic



picture



pie



pizza



popcorn



rabbit



rice



ring



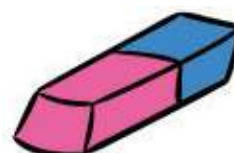
rocket



roundabout




rubber



ruler



sandwich



school



seesaw



shelf



shirt



shoes



shopping



sitting room



skates



skirt



slide



socks



spider



star



steak



strawberry



swing



tea



that



this



tie



toys



trainers



tree



trousers



T-shirt




TV



wardrobe



watch



water



watermelon



wolf



zoo



Verbs

close



draw



open



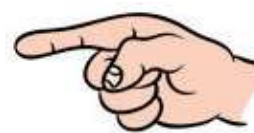
play basketball



play football



point



ride a bike



sing



swim



English for Libya Primary 2 has been specially developed for pupils in Primary Grade 2.

Components of English for Libya Primary 2

- Pupil's Book
- Activity Book
- Teacher's Book
- Audio
- Teacher Resources

The **Pupil's Book** presents new language and provides opportunities to practise English using a variety of reading and listening materials, including conversations, rhymes, stories and songs. It also contains a **Picture dictionary** of key vocabulary for each unit and word cards that pupils can cut out and use at home.

The **Activity Book** contains stimulating activities to consolidate learning and to practise reading and writing. Progressive handwriting exercises are designed to give pupils confidence and to prepare them for the beginning of independent writing.

The **Teacher's Book** contains an introduction with practical advice and procedures for using the course effectively. The underlying methodology is explained, and the teaching techniques used in the course are highlighted. Step-by-step procedures for individual lessons provide a solid framework for lesson preparation. Appendices at the end of the book provide essential reference for the teacher.

The **Audio** contains recordings of all the conversations, rhymes, stories and songs.

Teacher Resources accompanying the course comprise posters, picture cards and word cards. These can be used by the teacher to provide a more personalized set of materials for stimulating classroom interaction.

For more resources, visit: www.englishforlibya.com يرجى زيارة الموقع لمصادر تعليمية إضافية

«عزيزي التلميذ محافظتك على الكتاب المدرسي قيمة حضارية»